

TECHNICAL MANUAL

DIRECT AND GENERAL SUPPORT AND DEPOT MAINTENANCE

REPAIR PARTS AND SPECIAL TOOLS LISTS

PUMP, CENTRIFUGAL; FRESH WATER; GASOLINE

ENGINE; BASE MOUNTED; 4 IN., 200 GPM, 300

FT HEAD (CARVER MODELS) (MODEL 4 WHIS)

FSN 4320-810-7310

(MODEL 4 WHISA)

FSN 4320-830-5344

HEADQUARTERS, DEPARTMENT OF THE ARMY

OCTOBER 1970

TECHNICAL MANUAL

No. 5-4320-216-35P

HEADQUARTERS
DEPARTMENT OF THE ARMY
WASHINGTON, D. C., 16 October 1970

**DIRECT AND GENERAL SUPPORT AND DEPOT MAINTENANCE REPAIR PARTS
AND SPECIAL TOOLS LIST**

**PUMP, CENTRIFUGAL; FRESH WATER; GASOLINE ENGINE;
BASE MOUNTED; 4 IN., 200 GPM, 300 FT HEAD
(CARVER MODELS) (MODEL 4 WHIS)
FSN 4320-810-7310
(MODEL 4 WHISA)
FSN 4320-830-5344**

Current as of 29 September 1970

	Paragraph	Page
Section I.	INTRODUCTION-----	iii
	Scope -----	1 iii
	General-----	2 iii
	Explanation of columns -----	3 iii
	Special information -----	4 v
	How to locate repair parts-----	5 v
	Abbreviations -----	6 v
	Federal supply codes for manufacturers -----	7 v
	Recommendations for maintenance publication improvements -----	8 vi
II.	REPAIR PARTS FOR DS, GS, AND DEPOT MAINTENANCE-----	1
Group 01.	Hood, Covers, Rear Enclosure and Fasteners -----	1
02.	Instrument Panel -----	2
03.	Control Panel -----	6
04.	Battery, Battery Box and Cables -----	7
05.	Fuel Tanks, Fittings and Filter -----	9
06.	Air Cleaner-----	12
07.	Fuel Pump, Carburetor and Gaskets-----	14
08.	Muffler -----	15
09.	Generator Regulator -----	16
10.	Generator -----	17
11.	Ignition Wires and Spark Plugs-----	21
12.	Magneto-----	21
13.	Magnetic Switch and Charging Receptacle-----	25
14.	Starter -----	27
15.	Tachometer Drive Housing and Gear -----	30
16.	Governor and Controls -----	31
17.	Manifolds-----	32
18.	Fan, Guard and Pulley-----	32
19.	Radiator, Shroud, Grille, Lines and Fittings-----	33
20.	Water Pump-----	36
21.	Engine, Cylinder Block, Head, Cover, Exhaust Valve and Breather-----	38
22.	Crankcase, Crankshaft Bearing Case and Oil Strainer -----	41
23.	Covers, Starting Crank, 011 Filter and Timing Indicator-----	44
24.	Rocker Arm, Camshaft and Timing Gears -----	45
25.	Camshaft, Flywheel and Timing Gear -----	46

*This manual together with TM 5-4320-216-20P, 16 October 1970 supersedes TM 5-4320-216-25P, 18 September 1964, including all changes.

Page

Group 26.	Pistons and Connecting Rods -----	47
27.	Oil Pump and Filter -----	49
28.	Exhaust Primers-----	52
29.	Pump-----	55
30.	Frame and Related Parts -----	58
Section III.	SPECIAL TOOLS, TEST AND SUPPORT EQUIPMENT FOR DS, GS, AND DEPOT MAINTENANCE. (NOT APPLICABLE.)	
IV.	INDEX-FEDERAL STOCK NUMBER AND REFERENCE NUMBER-----	103

SECTION I.

INTRODUCTION

1. **Scope**

This manual lists repair parts required for the performance of direct support, general support, and depot maintenance of the pump.

2. **General**

This Repair Parts and Special Tools List is divided into the following sections:

a. *Repair Parts—Section II.* A list of repair parts authorized for the performance of maintenance at the direct support, general support, and depot level in figure and item number sequence.

b. *Special Tools, Test and Support Equipment—Section III.* A list of special tools, test and support equipment authorized for the performance of maintenance at the direct support, general support, and depot level (Not Applicable).

c. *Index-Federal Stock Number and Reference Number—Section IV.* A list of Federal stock numbers in ascending numerical sequence followed by a list of reference numbers in ascending alpha-numeric sequence, cross-referenced to the illustration figure number and item number.

Note. Items not illustrated are cross-referenced to page number.

3. **Explanation of Columns**

The following provides an explanation of columns in the tabular lists in Sections II and III.

a. *Source, Maintenance, and Recoverability Codes (SAIR).*

Note. Common hardware items known to be readily available in Army supply channels are assigned Maintenance codes only. Source codes, Recoverability codes, and Maintenance Allowances are not assigned to this category.

(1) Source code indicates the selection status and source for the listed item. Source codes used are:

<i>Code</i>	<i>Explanation</i>
P	Repair parts which are stocked in or supplied from the GSA/DSA, or Army supply system and authorized for use at indicated maintenance categories.
P2	Repair parts which are procured and stocked for insurance purposes because the combat or military essentiality of the end item dictates that a minimum quantity be available in the supply system.

Code

Explanation

M	Repair parts which are not procured or stocked, but are to be manufactured in indicated maintenance levels.
A	Assemblies which are not procured or stocked as such, but are made up of two or more units. Such component units carry individual stock numbers and descriptions, are procured and stocked separately and can be assembled to form the required assembly at indicated maintenance categories.
X	Parts and assemblies which are not procured or stocked and the mortality of which normally is below that of the end item or component. The failure of such part or assembly should result in retirement of the end item from the supply system.
X1	Repair parts which are not procured or stocked. The requirement for such items will be filled by use of the next higher assembly or component.
X2	Repair parts which are not stocked. The indicated maintenance category requiring such repair parts will attempt to obtain same through cannibalization. Where such repair parts are not obtainable through cannibalization, requirements will be requisitioned, with accompanying justification. Through normal supply channels.
G	Major assemblies that are procured with PEMA funds for initial issue only as exchange assemblies at DSU and GSU level. These assemblies will not be stocked above DSU and GSU level or returned to depot supply level.

(2) Maintenance code indicates the lowest category of maintenance authorized to install the listed item. The maintenance level codes are:

<i>Code</i>	<i>Explanation</i>
O -----	Organizational maintenance
F -----	Direct support maintenance
H -----	General support maintenance
D -----	Depot maintenance

(3) Recoverability code indicates whether unserviceable items should be returned for recovery or salvage. Items not coded are expendable. Recoverability Codes are:

Code	Explanation
R	Applied to repair parts and assemblies which are economically repairable at DSU and GSU activities and are normally furnished by supply on an exchange basis.
S	Repair parts and assemblies which are economically repairable at DSU and GSU activities and which are normally furnished by supply on an exchange basis. When items are determined by a GSU to be uneconomically repairable, they will be evacuated to a depot for evaluation and analysis before final disposition.
T	High dollar value recoverable repair parts which are subject to special handling and are issued on an exchange basis. Such repair parts normally are repaired or overhauled at depot maintenance activities.
U	Repair parts specifically selected for salvage by reclamation units because of precious metal content, critical materials, or high dollar value reusable casings or castings.

b. Federal Stock Number. This column indicates the Federal stock number- assigned to the item and will be used for requisitioning purposes.

c. Description. This column indicates the Federal item name and any additional description of the item required. Assembly components and subassemblies are indented under major assemblies. The abbreviation "w/e", when used as a part of the nomenclature, indicates the Federal stock number includes all armament, equipment, accessories, and repair parts issued with the item. A part number or other reference number is followed by the applicable five-digit Federal supply code for manufacturers in parentheses. Repair parts quantities included in kits and sets are shown in front of the repair part name. Material required for manufacture or fabrication is identified.

d. Unit of Measure (U/M). A two-character alphabetic abbreviation indicating the amount of quantity of the item upon which the allowances are based, e.g., ft, ea, pi-, etc.

e. Quality Incorporated in Unit. This column indicates the quantity of the item used in the assembly group. A "V" appearing in this column in lieu of a quantity indicates that a definite quantity cannot be indicated (e.g., shims, spacers, etc.)

f. Thirty-Day DS/GS Maintenance Allowances.

Note. Allowances in GS column are for GS maintenance only.

(1) The allowance columns are divided into three subcolumns. Indicated in each subcolumn, opposite the first appearance of each item, is the total quantity of items authorized for the number of equipments supported. Subsequent appearances of the same item will have the letters "REF" in the applicable allowance column. To locate the referenced item, locate the FSN or reference number in the index. The earliest figure and item number is the referenced item. Items authorized for use as required but not for initial stockage are identified with an asterisk in the allowance column.

(2) The quantitative allowances for DS/GS levels of maintenance will represent initial stockage for a 30-day period for the number of equipments supported.

(3) To determine allowances when supporting more than 100 of these equipments: First, divide the number of equipments supported by 100 by moving the decimal two places left; second, multiply the result by the quantity in the 51-100 density column. Example, authorized allowance for 51-100 equipments is 40; for 150 equipments multiply 40 by 1.50 or 60 parts required.

g. One-Year Allowance Per 100 Equipments/Contingency Planning Purposes. This column indicates opposite the first appearance of each item the total quantity required for distribution and contingency planning purposes. The range of items indicates total quantities of all authorized items required to provide for adequate support of 100 equipments for one year. Subsequent appearances of the same item will have the letters "REF" in the allowance column. To locate the referenced item, locate the FSN or reference number in the index. The earliest figure and item is the referenced item.

h. Depot Maintenance Allowance per 100 Equipments. This column indicates opposite the first appearance of each item the total quantity authorized for depot maintenance of 100 equipments. Subsequent appearances of the same item will have the letters "REF" in the allowance column. To locate the referenced item, locate the FSN or reference number in the index. The earliest figure and item number is the referenced item. Items authorized for use as required but not for initial stockage are identified with an asterisk in the allowance column.

i. Illustration. This column is divided as follows:

(1) *Figure number.* Indicates the figure number of the illustration in which the item is shown.

(2) *Item number.* Indicates the callout number used to reference the item in the illustration.

4. Special Information

a. Identifications of the usable on codes included in the description column of this publication are:

<i>Code</i>	<i>Used on</i>
A -----	Pump, Carver Model 4, WHIS
B -----	Pump, Carver Model 4, WHISA

Repair parts not symbolized are applicable to all end items covered in this manual.

b. Repair parts mortality has been based on 3,000 hours operations per year.

c. Parts which require manufacture or assembly at a category higher than that authorized for installation will indicate in the source column the higher category.

d. The following publications pertain to the pump and its components.

TM 5-4320-216-15	Operator, organizational, field, and depot maintenance manual.
TM 5-4320-216-20P	Organizational maintenance repair parts and special tool lists.

5. How to Locate Repair Parts

a. When Federal stock number or reference number is unknown:

(1) First. Using the table of contents, determine the assembly group within which the repair part belongs. This is necessary since illustrations are prepared for assembly groups, and listings are divided into the same groups.

(2) Second. Find the illustration covering the assembly group to which the repair part belongs.

(3) Third. Identify the repair part on the illustration and note the illustration figure number and item number of the repair part.

(4) Fourth. Using the Repair Parts Listing, find the assembly group to which the repair part belongs and locate the illustration figure and item number noted on the illustration.

b. When the Federal stock number or reference number is known:

(1) First. Using the Index of Federal Stock Numbers and Reference Numbers find the pertinent Federal stock number or reference number. This index is in ascending FSN sequence followed by a list of referenced numbers in ascending alpha-numeric sequence, cross-referenced to the illustration figure number and item number.

(2) Second. Using the Repair Part Listing, find the assembly group of the repair part and the illustration figure number and item number referenced in the Index of Federal Stock Numbers and Reference Numbers.

c. When the Federal stock number or reference number is not known and the repair part is not illustrated:

(1) First. Using the Index of Federal Stock Numbers and Reference Numbers find the pertinent Federal stock number or reference number in the section titled "Items Not Illustrated" and note the page number. This section is in ascending FSN sequence followed by a list of reference numbers in alpha-numeric sequence, cross-referenced to page number.

(2) Second. Using the Table of Contents, locate the assembly group number and page number.

(3) Third. Using the applicable group number and page number, locate the pertinent stock number or reference number in the Repair Parts Listing. Items which are not illustrated are listed at the end of the assembly group to which they belong.

6. Abbreviations

amp -----	ampere (s)
dc-----	direct current
dia-----	diameter
ea-----	each
ft-----	feet (foot)
in.-----	inch (es)
lg-----	long (length)
lh-----	left hand
mm-----	millimeter
mtg-----	mounting
No.-----	number (s)
rh-----	right hand
thd-----	thread
uf-----	microfared
v-----	volt (s)
w-----	wide
w/-----	with

7. Federal Supply Codes for Manufacturers

<i>Code</i>	<i>Manufacturer</i>
00000-----	Ordnance Corps
01292-----	Allen W D Mfg Co.
01493-----	Zam Inc.
03749-----	Southern Lead Burning Co.
04741-----	White Motor Corp Autocar Division
06386-----	I R C Division of TIRW Inc. Semiconductor Plant
10613-----	Fairbanks Morse Inc. Pump Division
10941-----	Carver Pump Co.
11583-----	Champion Spark Plug Co.
11916-----	Reading Brass Co.
12204-----	Chrysler Corp.
14351-----	Continental Motors Corp.

<i>Code</i>	<i>Manufacturer</i>
14655-----	Cornell-Dubilier Electronics Division Federal Pacific Electric Co.
14959-----	Crane Co.
16764-----	Delco and Remy Division of General Motors Corp.
18163-----	Dole Valve Co.
18265-----	Donaldson Co. Inc.
21387-----	Fairbanks Morse Inc.
24617-----	General Motors Corp.
32537-----	Joy Mfg Co.
45722-----	Parker-Kalon Corp.
46529-----	Perfex Corp.
70040-----	AC Spark Plug Div of General Motors Corp.
71468-----	ITT Cannon Electric Inc.
71724-----	Crane Packing Co.
72850-----	Bendix Corp. The Motor Components Division
73370-----	Fram Corp.
73475-----	Robershaw Control Co. Fulton Sylphon Division
74400-----	Hobbs John W
75167-----	Johnson Products Inc.
76700-----	Nelson Muffler Corp.
77260-----	Pierce Governor Co. Inc.
79136-----	Waldes Kohinoor Inc.
79150-----	Dana Corp. Victor Division
79396-----	Wix Corp.
79470-----	Weatherhead Co. The

<i>Code</i>	<i>Manufacturer</i>
79960-----	Bendix Corp The Fuel Devices Division
81240-----	Minneapolis-Moline Inc.
81336-----	Chief of Engineers
81342-----	Evans Signal Laboratory
82796-----	Fairbanks Morse Inc. Fairbanks Morse Power Systems Division
90655-----	Bowen Products Corp.
95110-----	Accurate Threaded Fasteners Inc.
95879-----	Alemite Instrument Division of Stewart- Warner Corp.
96152-----	Marvel and Schebler Products Division of Borg and Warner Corp.
96906-----	Military Standards Promulgated by Standardization Div Directorate of Logestic Services DSA
99203-----	Couplings Co.

8. Recommendations for Maintenance Publication Improvements

Report of errors, omission, and recommendations for improving this publication by the individual user is encouraged. Reports should be submitted on DA Form 2028 (Recommended Changes to Publications), and forwarded direct to Commanding General, U. S. Army Mobility Equipment Command, ATTN: AMSME-MPP, 4300 Goodfellow Boulevard, St. Louis, Mo. 6;3120.

(1) SMR CODE	(2) FEDERAL STOCK NUMBER	(3) DESCRIPTION REF. NUMBER & MFR CODE	(4) USABLE ON CODE	(5) QTY INC IN UNIT	(6) 30 DAY DS MAINT ALLOWANCE			(7) 30 DAY DS MAINT ALLOWANCE			(8) 1-YR ALW PER 100 EQUIP CNTGY	(9) DEPOT MAINT ALW PER 100 EQUIP	(10) ILLUS- TRATION	
					(A)	(B)	(C)	(A)	(B)	(C)			(A)	(B)
					1-20	21-50	51-100	1-20	21-50	51-100			FIG. NO.	ITEM NO.
		SECTION II REPAIR PARTS FOR DS, GS AND DEPOT MAINTENANCE												
		GROUP 01 HOOD, COVERS, REAR ENCLOSURE AND FASTENERS												
X20		HOOD: ENGINE 10A8112 (81240)	A	EA 1									1	1
0	5310-227-6566	WASHER, FLAT: HOOD MTG GM172455 (81240)	A	EA 6									1	2
0	5306-550-1209	BOLT, MACHINE: HOOD MTG GM172455 (81240)	A	EA 6									1	3
X20		COVER: ENGINE, LH 11A16070 (81240)	A	EA 1									1	4
X20		FASTENERS: SIDE COVERS 10A9147 (81240)	A	EA 8									1	5
0	5310-187-5344	WASHER, FLAT: COVER FASTENER GM106263 (81240)	A	EA 8									1	6
X20		SPRING, HELICAL, COMPRESSION: COVER FASTENER 15A12628 (81240)	A	EA 8									1	7
0	5315-012-1673	PIN, COTTER: COVER FASTENERS GM141405 (81240)	A	EA 8									1	8
X20		COVER, ENGINE: RH 5M3127 (81240)	A	EA									1	9
X20		BRACKET, HOOD: SIDE COVER SUPPORT, RH FRONT AND LH REAR TM3135 (81240)	A	EA 2									1	10
X20		BRACKET, HOOD, ENGINE: SIDE COVER SUPPORT, LH FRONT AND RH REAR 10A10673 181240)	A	EA 2									1	11
0	5305-685-1344	SCREW, MACHINE: BRACKET MTG GM113956 (81240)	A	EA 8									1	12
X2F		ENCLOSURE: ENGINE, REAR 11A416878 (81240)	A	EA 1									1	13
X20		COVER: INSTRUMENT PANEL OPENING TM3134 (812401	A	EA 1									1	14
0	5305-010-1750	SCREW, MACHINE: COVER MTG GM100750 (81240)	A	EA 6									1	15
0	5310-012-0380	WASHER, LOCK: BRACKET MTG GM103319 (81240)	A	EA 4									1	16
0	5310-584-5005	NUT, PLAIN, HEXAGON: BRACKET MTG GM109084 (81240)	A	EA 4									1	17
X20		PLATE, IDENTIFICATION: STARTER A300-933 (10941)	A	EA 1									1	18
0	5305-014-5368	SCREW, DRIVE: STARTER PLATE MTG	A	EA 2									1	19
F	5305-807-0500	SCREW, DRIVE: CORPS OF ENGINEERS PLATE MTG TYPEU (45722)	B'	EA 4									1	19
0	5305-807-0500	SCREW, DRIVE: PLATE MTG TYPEU (45722)	B	EA 12									1	19

(1) SMR CODE	(2) FEDERAL STOCK NUMBER	(3) DESCRIPTION REF. NUMBER & MFR CODE	(4) USABLE ON CODE	(5) QTY INC IN UNIT	(6) 30 DAY DS MAINT ALLOWANCE			(7) 30 DAY DS MAINT ALLOWANCE			(8) 1-YR ALW PER 100 EQUIP CNTGY	(9) DEPOT MAINT ALW PER 100 EQUIP	(10) ILLUS- TRATION	
					(A)	(B)	(C)	(A)	(B)	(C)			(A)	(B)
					1-20	21-50	51-100	1-20	21-50	51-100			FIG. NO.	ITEM NO.
0	5325-185-001	GROMMET, RUBBER: FUEL LINE, REAR ENCLOSURE	A	EA	1								1	20
0	5310-010-3092	NUT, PLAIN, HEXAGON: COVER MTG GM103092 (81240)		EA	6								1	21
0	5310-010-6496	WASHER, LOCK: COVER MTG GM106496 (81240)		EA	6								1	22
0	5310-010-3325	WASHER, LOCK: LIFTING BAIL		EA	6								1	22
X20		HOOD: ENGINE 10A17052 (81240)	A	EA	1								2	1
X2F		ENCLOSURE: ENGINE REAR 10A17050 (81240)	B	EA	1								2	2
X20		PLATE, INSTRUCTION: LUBRICATION A300-931 (10941)	B	EA	1								2	3
0	5305-297-8055	SCREW, MACHINE: PLATE MTG		EA	4								2	4
X2F		PLATE, IDENTIFICATION: CORPS OF ENGINEERS, PLATE TYPE A SB5-70 (81336)	B	EA	1								2	5
X2F		PLATE, IDENTIFICATION: CORPS OF ENGINEERS, PLATE TYPE A SB5-70 (81336)	A	EA	1								2	5
X20		PLATE, IDENTIFICATION: CENTER OF GRAVITY A300-922 (10941)	B	EA	1								2	6
X20		COVER: TIMING HOLE RT924 (81240)	B	EA	1								2	7
X2F		SUPPORT: REAR ENCLOSURE 10A9916 (812401)	B	EA	1								2	8
F	5306-550-1209	BOLT, MACHINE: SUPPORT MTG GM179816 (81240)	B	EA	1								2	9
O	5305-016-4676	SCREW, TAPPING, THREAD FORMING: HOOD MTG	B	EA	6								2	10
0	5310-227-6566	WASHER, FLAT: HOOD MTG GM103340 (81240)	B	EA	6								2	11
0	5310-010-6495	WASHER, LOCK: PLATE MTG	B	EA	12								2	12
0	5310-275-1706	NUT, PLAIN, HEXAGON: PLATE MTG	B	EA	12								2	13
F	5310-176-8160	NUT, PLAIN, HEXAGON: SUPPORT MTG GM102634 (81240)	B	EA	1								2	14
F	5310-010-0214	WASHER, LOCK: SUPPORT MTG GM103320 (81240)	B	EA	1								2	15
GROUP 02 INSTRUMENT PANEL														
X20		SPRING, GOVERNOR CONTROL 10A14878 (81240)		EA	1								3	1
0	5310-012-0367	NUT, PLAIN, HEXAGON: ADJUSTING 2ND CONTROL, ROD GM114492 (81240)		EA	4								3	2

(1) SMR CODE	(2) FEDERAL STOCK NUMBER	(3) DESCRIPTION REF. NUMBER & MFR CODE	(4) USABLE ON CODE	(5) QTY INC IN UNIT	(6) 30 DAY DS MAINT ALLOWANCE			(7) 30 DAY DS MAINT ALLOWANCE			(8) 1-YR ALW PER 100 EQUIP CNTGY	(9) DEPOT MAINT ALW PER 100 EQUIP	(10) ILLUS- TRATION		
					(A)	(B)	(C)	(A)	(B)	(C)			(A)	(B)	
					1-20	21-50	51-100	1-20	21-50	51-100			FIG. NO.	ITEM NO.	
0	5310-012-0367	NUT, PLAIN, HEXAGON: CONTROL ROD GM114492 (81240)		EA	1								3	2	
X20		GUIDE: ADJUSTING ROD 10A8006 (81240)	A	EA	1								3	3	
X20		GUIDE: ADJUSTING ROD 10A16587 (81240)	B	EA	1								3	3	
0	5315-017-7923	PIN, COTTER: THROTTLE ROD TO LEVER		EA	2								3	4	
O	5310-227-6566	WASHER, FLAT: CONTROL ROD G103340 (81240)		EA	2								3	5	
X20		PIN: LEVER SHAFT 10A6264 (81240)		EA	1								3	6	
X20		ROD, CONTROL SHAFT PIN TO CARBURETOR 10A8007 (81240)	A	EA	1								3	7	
X20		ROD, CONTROL: LEVER SHAFT PIN TO CARBURETOR 10A15485 (81240)	B	EA	1								3	7	
P 0	6685-814-5571	TRANSMITTER: WATER TEMPERATURE MS24537-1 (96906)		EA	1	*	1	1	*	1	1	15	5	3	8
X20		WIRE: TEMPERATURE GAGE TO SENDING UNIT 10A17042 (81240)	B	EA	1								3	9	
P 0	6695-524-9210	THERMOMETER, INDICATING: TEMPERATURE SR21 (03749)	A	EA	1	*	1	1	*	1	1	15	5	3	10
P 0	6685-814-4772	GAGE: TEMPERATURE MS24543 (96906)	B	EA	1	*	1	1	*	1	1	15	5	3	10
X20		PANEL, INSTRUMENT 10A16093 (81240)	A	EA	1								3	11	
X20		PLATE, IDENTIFICATION: THROTTLE A300-932 (10941)	A	EA	1								3	12	
O	5305-014-5368	SCREW, DRIVE: THROTTLE PLATE MTG	A	EA	2								3	13	
X20		BUSHING, PLAIN, FLANGED: THROTTLE CONTROL SHAFT 105747 (81240)		EA	1								3	14	
0	5305-011-3989	SCREW, MACHINE: REARING MTG GM113989 (81240)		EA	1								3	15	
X20		LEVER, THROTTLE CONTROL 1001409 (91240)		EA	1								3	16	
0	5310-010-2637	NUT, PLAIN, HEXAGON: THROTTLE CONTROL LEVER MTG		EA	1								3	17	
0	5310-584-5005	NUT, PLAIN, HEXAGON: BEARING MTG GM113989 (81240)		EA	2								3	18	
0	5310-584-5005	NUT, PLAIN, HEXAGON: CAPACITOR MTG GM109084 (81240)		EA	1								3	18	
0	5310-584-5005	NUT, PLAIN, HEXA4ON: CLAMP MTG GM109084 (81240)	A	EA	1								3	18	

(1) SMR CODE	(2) FEDERAL STOCK NUMBER	(3) DESCRIPTION REF. NUMBER & MFR CODE	(4) USABLE ON CODE	(5) QTY INC IN UNIT	(6) 30 DAY DS MAINT ALLOWANCE			(7) 30 DAY DS MAINT ALLOWANCE			(8) 1-YR ALW PER 100 EQUIP CNTGY	(9) DEPOT ALW PER 100 EQUIP	(10) ILLUS- TRATION		
					(A)	(B)	(C)	(A)	(B)	(C)			(A)	(B)	
					1-20	21-50	51-100	1-20	21-50	51-100			FIG. NO.	ITEM NO.	
0	5310-017-3124	WASHER, LOCK: CAPACITOR MTG		EA	4								3	19	
0	4730-017-3124	WASHER, LOCK: CLAMP MTG	A	EA	1								3	19	
0	5340-200-8503	CLAMP, LOOP: CABLE MTG	A	EA	1								3	20	
O	5305-558-3012	SCREW, CAP, HEXAGON HEAD: CLAMP MTG		EA	1								3	21	
P 0	6680-730-8056	TACHOMETER, MECHANICAL, FIXED MOUNTING 10A16085 (81240)	A	EA	1	*	*	1	*	*	1	9	5	3	22
X20		SHAFT: TACHOMETER DRIVE 10A7524 (81240)		EA	1									3	23
X20		LEAD, ELECTRICAL: TACHOMETER DRIVE 11A4144 (81240)		EA	1									3	24
0	5305-003-3963	SCREW, MACHINE: CAPACITOR MTG		EA	1									3	25
O	5305-012-1832	SCREW, MACHINE: PANEL MTG 121832 (12204)	A	EA	6									3	26
O	5305-012-1832	SCREW, MACHINE: BRACKET MTG 121832 (12204)	A	EA	4									3	26
0	5305-012-1832	SCREW, MACHINE: PANEL AND BRACKET MTG 121832 (12204)	B	EA	10									3	26
0	5310-017-8364	WASHER, LOCK: PANEL MTG 178364 (00000)	A	EA	12									3	27
0	5310-017-8364	WASHER, LOCK: BRACKET MTG 178364 (00000)	A	EA	8									3	27
O	5310-017-8364	WASHER, LOCK: PANEL AND BRACKET MTG 178364 (00000)	B	EA	20									3	27
P 0	6125-252-4339	AMMETER 10A2828 (81240)	A	EA	1	*	*	1	*	*	1	6	5	3	28
P O	6625-961-6178	METER, BATTERY MS24532 (96906)	B	EA	1	*	*	1	*	*	1	9	5	3	28
M O		LEAD, ELECTRICAL: AMMETER TO VOLTAGE REGULATOR MANUFACTURE FROM: TERMINAL, LUG, 2 EA FSN 5940-197-9742 WIRE, ELECTRICAL, 4 FT REQUIRED FSN 6145-299-4411		EA	1									3	29
P 0	2920-272-7937	SWITCH, LOCK, IGNITION 1116477 (16764)	A	EA	1	*	1	1	*	1	1	15	5	3	30
M 0	2920-644-8743	LEAD, ELECTRICAL: TEMPERATURE GAGE TO OIL PRESSURE GAGE AND OIL PRESSURE GAGE TO IGNITION SWITCH MANUFACTURE FROM: TERMINAL, LUG, 4 EA FSN 5940-197-9742		EA	2									3	31

(1) SMR CODE	(2) FEDERAL STOCK NUMBER	(3) DESCRIPTION REF. NUMBER & MFR CODE	USABLE ON CODE	(4) UNIT OF MEAS	(5) QTY INC IN UNIT	(6) 30 DAY DS MAINT ALLOWANCE			(7) 30 DAY DS MAINT ALLOWANCE			(8) 1-YR ALW PER 100 EQUIP CNTGY	(9) DEPOT MAINT ALW PER 100 EQUIP	(10) ILLUS- TRATION		
						(A)	(B)	(C)	(A)	(B)	(C)			(A)	(B)	
						1-20	21-50	51-100	1-20	21-50	51-100			FIG. NO.	ITEM NO.	
		WIRE, ELECTRICAL, 9 IN. REQUIRED FOR EACH LEAD FSN 6145-299-4412														
X20		LEAD, ELECTRICAL: IGNITION SWITCH GROUND AND AMMETER TO CAPACITOR 10A2464 (81240)		EA	2									3	32	
P 0	5910-127-8491	CAPACITOR, FIXED, PAPER DIELECTRIC: MAGNETIC SWITCH 10A2569 (81240)		EA	1	1	1	3	1	1	3	30	20	3	31	
X20		LEAD, ELECTRICAL: CAPACITOR TO MAGNETO SWITCH 10A14023 181240)		EA	1									3	34	
X20		LEAD, ELECTRICAL: MAGNETIC SWITCH 10A4159 (81240)	A	EA	1									3	35	
X20		BRACKET: TEMPERATURE GAGE AND OIL PRESSURE GAGE MTG 10A160B4 (81240)	A	EA	2									3	36	
0	5310-275-6800	NUT, PLAIN, HEXAGON: PANEL MTG GML20622 (81240)		EA	6									3	37	
0	5310-275-6800	NUT, PLAIN, HEXAGON: BRACKET MTG GM120622 (812401)		EA	4									3	37	
M 0		LINE ASSEMBLY: OIL PRESSURE GAGE MANUFACTURE FROM: NUT, TUBE COUPLING, 2 EA W61X3 (79470) FSN 4730-277-5225	A	EA	1									3	38	
		SLEEVE, COMPRESSION, 2 EA W60X3 (79470) FSN 4730-277-4791	A													
M 0		TUBE, COPPER, 6 FT REQUIRED FSN 4710-277-5524	A	EA	1									3	38	
		LINE ASSEMBLY: OIL TO PRESSURE GAGE MANUFACTURE FROM: NUT, TUBE COUPLING, 2 EA W61X3 1(79470) FSN 4730-277-5225	B													
		SLEEVE, COMPRESSION, 2 EA W60X3 (79470) FSN 4730-423-5518	B													
X20		TUBE, COPPER, 4 FT REQUIRED FSN 4710-277-5524	B	EA	2									3	39	
		ADAPTER, STRAIGHT, PIPE TO TUBE W68X3 (79470)		EA	2											
X20		COUPLING, PIPE: OIL PRESSURE LINE GM187394 (81240)		EA	1									3	40	
X20		CLIP: OIL PRESSURE TUBE MTG 10A7583 (81240)	A	EA	1									3	41	
X20		CLIP: OIL PRESSURE GAGE LEAD 10A7583 (81240)	B	EA	2									3	41	
X20		ROD, ADJUSTING: GOVERNOR 10A7283 (81240)		EA	1									3	42	

(1) SMR CODE	(2) FEDERAL STOCK NUMBER	(3) DESCRIPTION REF. NUMBER & MFR CODE	(4) USABLE ON CODE	(5) QTY INC IN UNIT	(6) 30 DAY DS MAINT ALLOWANCE			(7) 30 DAY DS MAINT ALLOWANCE			(8) 1-YR ALW PER 100 EQUIP CNTGY	(9) DEPOT MAINT ALW PER 100 EQUIP	(10) ILLUS- TRATION	
					(A)	(B)	(C)	(A)	(B)	(C)			(A)	(B)
					1-20	21-50	51-100	1-20	21-50	51-100			FIG. NO.	ITEM NO.
X20		ROD, CONTROL: THROTTLE CONTROL LEVER TO GOVERNOR 10A7891 (81240)		EA 1									3	43
0	5315-290-6228	PIN, COTTER: CONTROL ROD GM103373 (81240)		EA 1									3	44
X20		LEVER, THROTTLE CONTROL 1067992 (81240)		EA 1									3	45
X20		SUPPORT: THROTTLE SHAFT 10A7892 (81240)		EA 1									3	46
X20		SHAFT: THROTTLE LEVER 10A1410 (81240)		EA 1									3	47
0	5315-013-7185	PIN, COTTER: THROTTLE CONTROL SHAFT GM103385 (81240)		EA 2									3	48
0	5310-197-3316	WASHER, FLAT: THROTTLE CONTROL SHAFT GW103343 (81240)		EA 1									3	49
P 0	2910-664-6818	SPRING, HELICAL, COMPRESSION: THROTTLE CONTROL SHAFT 10AT991 (81240)		EA 1	*	1	1	*	1	1	12	10	3	50
0	5310-582-5965	WASHER, LOCK: REARING MTG		EA 2									3	51
X20		LEAD, IGNITION SWITCH 10216884 (81240)	A	EA 1									3	52
X20		LEAD, IGNITION SWITCH 10216884 (81240)	B	EA 1									3	52
P 0	2920-132-8283	SWITCH, PUSH: STARTER 1996041 (16764)1		EA 1	*	1	1	*	1	1	15	5	3	53
X20		LEAD, ELECTRICAL: STARTER SWITCH TO MAGNETIC SWITCH 1042640 (81240)		EA 1									3	54
P 0	6620-524-9481	GAGE: OIL PRESSURE	A	EA 1	*	1	1	*	1	1	15	5	3	55
P 0	6620-816-5220	GAGE: OIL PRESSURE MS24541 (96906)	B	EA 1	*	1	1	*	1	1	15	5	3	55
O	5306-577-5458	BOLT, MACHINE: LEVER ADJUSTING GM179818 (81240)		EA 1									3	56
0	5310-010-3320	WASHER, LOCK: LEVER ADJUSTING SCREW 103320 (00000)		EA 1									3	57
GROUP 03 CONTROL PANEL														
P 0	2990-808-8522	CONTROL ASSEMBLY, PUSH-PULL: CARBURETOR CHOKE LOA7474 181240)	A	EA 1	*	*	1	*	*	1	6	5	4	1
0	5310-012-4925	NUT, PLAIN, HEXAGON: CHOKE MTG	B	EA 1									4	2
X20		PANEL, INSTRUMENT 10A10751 (81240)	B	EA 1									4	3
X20		PLATE, IDENTIFICATION: THROTTLE A300-975 (10941)	B	EA 1									4	4

(1) SMR CODE	(2) FEDERAL STOCK NUMBER	(3) DESCRIPTION REF. NUMBER & MFR CODE	(4) USABLE ON CODE	(5) QTY INC IN UNIT	(6) 30 DAY DS MAINT ALLOWANCE			(7) 30 DAY DS MAINT ALLOWANCE			(8) 1-YR ALW PER 100 EQUIP CNTGY	(9) DEPOT MAINT ALW PER 100 EQUIP	(10) ILLUS- TRATION		
					(A)	(B)	(C)	(A)	(B)	(C)			(A)	(B)	
					1-20	21-50	51-100	1-20	21-50	51-100			FIG. NO.	ITEM NO.	
0 X20	5305-010-0739	SCREW, MACHINE: PLATE MTG PLATE, IDENTIFICATION: OIL SWITCH RESET A300-976 (10941)	B	EA EA	10 1								4 4	5 6	
0	5310-017-3124	WASHER, LOCK: IGNITION SWITCH MTG		EA	6								4	7	
0 X20	5310-011-4501	NUT, PLAIN, HEXAGON: IGNITION SWITCH MTG PLATE, IDENTIFICATION: STARTER A300-977 110941)	B	EA EA	6 1								4 4	8 9	
0 X20	5305-021-3616	SCREW, CAP, HEXAGON HEAD: IGNITION SWITCH MTG WIRE: OIL PRESSURE GAGE TO SENDING UNIT AND IGNITION SWITCH 10A1704-3 (81240)	B	EA EA	6 1								4 4	10 11	
0	4730-193-0879	BUSHING, PIPE: TEMPERATURE SWITCH	B	EA	1								4	12	
P 0 X20	4320-898-6648	SWITCH, TEMPERATURE 10A2963 (81240) CIRCUIT BREAKER: OIL PRESSURE GAGE M1-673363 (74400)	B	EA EA	1 1	*	1	1	*	1	1	15	5	4 4	13 14
O	4730-249-2028	TEE, PIPE: OIL PRESSURE SWITCH LINE		EA	1									4	15
0 X20	4730-196-2054	NIPPLE, PIPE: OIL PRESSURE SWITCH LINE ELBOW, PIPE: OIL PRESSURE SWITCH LINE GM105422 (81240)	B	EA EA EA	1 1 1									4 4 4	16 17
P 0	5930-895-3329	SWITCH, PRESSURE: IGNITION 100A2962 (81240)	B	EA	1	*	1	1	*	1	1	15	5	4	18
GROUP 04 BATTERY, BATTERY BOX AND CABLES															
0 0 X20	5305-011-0500 5305-012-0628	SCREW, MACHINE: CLAMP MTG SCREW, MACHINE: CLAMP MTG CLAMP, CABLE: POSITIVE CABLE MTG TS2E (11916)	A B	EA EA EA	8 5 4									5 5 5	1 1 2
X20		CLAMP, CABLE: POSITIVE CABLE MTG A300-9B6 (10941)	A B	EA	4									5	2
X20		BATTERY FRAME: TOP A300-688 110941,	A	EA	1									5	3
A 0		BOLT, CARRIAGE: BATTERY HOLD-DOWN FIG67 (01292)	A	EA	2									5	

(1) SMR CODE	(2) FEDERAL STOCK NUMBER	(3) DESCRIPTION REF. NUMBER & MFR CODE	USABLE ON CODE	(4) UNIT OF MEAS	(5) QTY INC IN UNIT	(6) 30 DAY DS MAINT ALLOWANCE			(7) 30 DAY DS MAINT ALLOWANCE			(8) 1-YR ALW PER 100 EQUIP CNTGY	(9) DEPOT MAINT ALW PER 100 EQUIP	(10) ILLUS- TRATION	
						(A)	(B)	(C)	(A)	(B)	(C)			(A)	(B)
						1-20	21-50	51-100	1-20	21-50	51-100			FIG. NO.	ITEM NO.
O	5310-010-5606	NUT, PLAIN, SQUARE	A	EA	2									5	4
O	5306-011-9405	BOLT, SQUARE NECK	A	EA	2									5	5
O	5310-582-5977	WASHER, FLAT: BATTERY HOLD-DOWN FIG2211 (01292)	A	EA	4									5	6
X20		SPACER: BATTERY BOX TOP A300-903 (10941)	A	EA	2									5	7
O	5310-543-2628	NUT, PLAIN, HEXAGON: BATTERY HOLD-DOWN MS35690-602 (9690 6)	A	EA	2									5	8
P O	6140-524-9314	LEAD, STORAGE BATTERY A300-872 (10941)		EA	1	*	1	1	*	1	1	15	25	5	9
P O	6140-524-9229	LEAD, STORAGE BATTERY: NEGATIVE A300-887 (10941)		EA	1	*	1	1	*	1	1	15	25	5	10
X1		TERMINAL, QUICK-DISCONNECT ZNOR (01493)		EA	1										
O	5310-637-9541	WASHER, LOCK: BATTERY HOLD-DOWN	A	EA	4									5	11
O	5305-577-9462	SCREW, CAP, HEXAGON HEAD: GROUND CABLE MTG		EA	1									5	12
O	5310-627-6128	WASHER, LOCK: GROUND CABLE MTG	A	EA	3									5	13
O	5310-012-0377	NUT, PLAIN, HEXAGON: GROUND CABLE MTG	A	EA	1									5	14
X20		BATTERY BOX A300-687 (110941)	A	EA	1									5	15
P O	6140-057-2554	BATTERY, STORAGE: 6 CELL, 12V, CHARGED AND DRY 65N23 (16764)		EA	2	*	*	*	*	*	*	*		5	16
O	5310-176-8137	NUT, PLAIN, HEXAGON: CLAMP MTG	A	EA	8									5	17
O	5310-010-9084	NUT, PLAIN, HEXAGON: CLAMP MTG	B	EA	5									5	17
O	5310-043-2226	WASHER, LOCK: CLAMP MTG	A	EA	8									5	18
O	5310-010-3319	WASHER, LOCK: CLAMP MTG	B	EA	5									5	18
P O	6140-524-9297	LEAD, STORAGE BATTERY: POSITIVE A300-888 (10941)	A	EA	1	*	1	1	*	1	1	15	25	5	19
X1		TERMINAL, QUICK DISCONNECT: POSITIVE ZPOR (01493)	A	EA	1										
X20		TOP: BATTERY BOX A300-907 (10941)		EA	1									6	1
X20		CLAMP, CABLE: NEGATIVE CABLE MTG A300-987 (10941)	B	EA	1									6	2

(1) SMR CODE	(2) FEDERAL STOCK NUMBER	(3) DESCRIPTION REF. NUMBER & MFR CODE	(4) USABLE ON CODE	(5) UNIT OF MEAS	(5) QTY INC IN UNIT	(6) 30 DAY DS MAINT ALLOWANCE			(7) 30 DAY DS MAINT ALLOWANCE			(8) 1-YR ALW PER 100 EQUIP CNTGY	(9) DEPOT MAINT ALW PER 100 EQUIP	(10) ILLUS- TRATION	
						(A)	(B)	(C)	(A)	(B)	(C)			(A)	(B)
						1-20	21-50	51-100	1-20	21-50	51-100			FIG. NO.	ITEM NO.
P 0	6140-895-3330	CABLE, BATTERY: POSITIVE A300-937 (10941)	B	EA	1	*	1	1	*	1	1	15	25	6	3
O	5310-010-3129	NUT, PLAIN, WING: BATTERY HOLDDOWN	B	EA	2									6	4
0	5305-010-1976	SCREW, WOOD: SPACER MTG FIG22181 (01292)	B	EA	4									6	5
X20		BLOCK, WOOD: BATTERY BOX TOP SPACER 1/2 IN. WIDE, 1 3/4 IN. HIGH, 6 1/2 IN. LG A300-983 (10941)	B	EA	2									6	6
X20		FRAME, TOP: BATTERY A300-969 (10941)	B	EA	1									6	7
P 0	6810-249-9354	SULFURIC ACID, ELECTROLITE 10A3477 (81240)		GL	V	*	*	*	*	*	*	*	*		
		GROUP 05 FUEL TANKS, FITTINGS AND FILTER													
X20B		TANK, FUEL: GASOLINE 10A16866 (81240)	A	EA	1									7	1
P 0	2910-983-4372	CAP, FUEL TANK 10P1846 (81240)	A	EA	1	1	1	3	1	1	3	30	3	7	2
P 0	2910-854-3662	GAGE, FUEL: WITH FLOAT 10P1846 (81240)	A	EA	1	*	1	1	*	1	1	15	5	7	3
X20		CHAIN: FUEL CAP ATTACHING A300-1052 (81240)	A	EA	1									7	4
0	5315-012-1224	PIN, COTTER: CHAIN ATTACHING	A	EA	1									7	5
X20		STRAINER: FUEL TANK A300-1051 181240)	A	EA	1									7	6
X20		STRAP: FUEL TANK MTG C300-861 (10941)	A	EA	1									7	7
X20		SUPPORT: FUEL TANK 0300-860 (10941)	A	EA	1									7	8
0	5310-012-1637	WASHER, LOCK: FUEL TANK MTG	A	EA	2									7	9
0	5310-584-5005	NUT, PLAIN, HEXAGON: FUEL TANK MTG	A	EA	2									7	10
O	5305-014-5368	SCREW, DRIVE: SPECIAL PLATE MTG		EA	4									7	11
0	5305-014-5368	SCREW, DRIVE: FUEL TANK PLATE MTG	A	EA	6									7	11
X20		PLATE, INSTRUCTION: SPECIAL A300-972 (10941)		EA	1									7	12
X20		PLATE, IDENTIFICATION: AUXILIARY FUEL "OFF" A300-935 (10941)	A	EA	1									7	13
X20		PLATE, IDENTIFICATION: AUXILIARY FUEL LINE A300-936 (10941)	A	EA	1									7	14

(1) SMR CODE	(2) FEDERAL STOCK NUMBER	(3) DESCRIPTION REF. NUMBER & MFR CODE	(4) USABLE ON CODE	(5) QTY INC IN UNIT	(6) 30 DAY DS MAINT ALLOWANCE			(7) 30 DAY DS MAINT ALLOWANCE			(8) 1-YR ALW PER 100 EQUIP CNTGY	(9) DEPOT MAINT ALW PER 100 EQUIP	(10) ILLUS- TRATION	
					(A)	(B)	(C)	(A)	(B)	(C)			(A)	(B)
					1-20	21-50	51-100	1-20	21-50	51-100			FIG. NO.	ITEM NO.
X20		PLATE, IDENTIFICATION: FUEL TANK A300-934 (10941)	A	EA 1									7	15
X20		STRAP, RETAINING: FUEL LINE TS4C (99203)	A	EA 1									7	16
M 0		LINE ASSEMBLY: FUEL MANUFACTURE FROM: NUT, TUBE COUPLING: FUEL LINE, 2 EA W41X4 (79470) FSN 4730-011-8537	A	EA 1									7	17
X20		TUBE, COPPER, 4 FT REQUIRED FSN 4710-277-5525	A	EA 1									7	18
X20		ADAPTER, STRAIGHT, PIPE TO TUBE: CARBURETOR TO FUEL STRAINER GM118749 (81240)	A	EA 2									7	19
X20		ADAPTER, STRAIGHT, PIPE TO TUBE: AUXILIARY FUEL LINE 48C (11916)	A	EA 1									7	20
P 0	2910-524-8906	COUPLING, PIPE: AUXILIARY FUEL LINE FIG1091 (01292)	A	EA 1	*	*	1	*	*	1	6	10	7	21
0	4730-196-2082	VALVE, PLUG: AUXILIARY FUEL LINE LOA8874 (81240)	A	EA 1									7	22
P 0	4820-287-4267	NIPPLE, PIPE: AUXILIARY FUEL VALVE	A	EA 1	*	*	1	*	*	1	6	5	7	23
X20		COCK, DRAIN: FUEL TANK D515 (11916)	A	EA 1									7	24
0	4730-277-9644	TEE, PIPE: AUXILIARY FUEL LINE FIG1071 101292)	A	EA 1									7	25
0	4730-289-2830	NIPPLE, PIPE: AUXILIARY FUEL LINE	A	EA 1									7	26
P 0	2910-524-8905	BUSHING, PIPE: AUXILIARY FUEL LINE	A	EA 1									7	26
0	4730-193-0869	COCK, PLUG: FUEL TANK SHUTOFF 149 (11916)	A	EA 1	*	*	1	*	*	1	6	5	7	27
0	4730-193-0869	BUSHING, PIPE: FUEL LINE STRAINER	A	EA 1									7	28
0	4730-193-7078	ELBOW, PIPE: FUEL STRAINER LINE	A	EA 1									7	29
0	4730-142-2582	BUSHING, PIPE: FUEL STRAINER	A	EA 1									7	30
0	4730-196-2067	NIPPLE, PIPE: FUEL STRAINER LINE	A	EA 1									7	31
0	5305-017-9841	SCREW, CAP, HEXAGON HEAD: FUEL TANK NTG	B	EA 2									8	1
X20		STRAP: FUEL TANK MTG B66-14 (81240)	B	EA 1									8	2

(1) SMR CODE	(2) FEDERAL STOCK NUMBER	(3) DESCRIPTION REF. NUMBER & MFR CODE	(4) USABLE ON CODE	(5) UNIT OF MEAS	(5) QTY INC IN UNIT	(6) 30 DAY DS MAINT ALLOWANCE			(7) 30 DAY DS MAINT ALLOWANCE			(8) 1-YR ALW PER 100 EQUIP CNTGY	(9) DEPOT MAINT ALW PER 100 EQUIP	(10) ILLUS- TRATION		
						(A)	(B)	(C)	(A)	(B)	(C)			(A)	(B)	
						1-20	21-50	51-100	1-20	21-50	51-100			FIG. NO.	ITEM NO.	
0	4730-193-0871	BUSHING, PIPE: FUEL LINE	B	EA	1					8	3					
P 0	2910-970-2089	GAGE, FUEL TANK: GASOLINE A300-1013 (10941)		EA	1	1	1	*	1	1	1	15	5	8	4	
MO		FELT INSULATION: STRAP TO TANK MANUFACTURER FROM: FELT STRIP, 5 IN. REQUIRED FOR EACH FELT INSULATION FSN 8305-634-0423		EA	2									8	5	
P 0	4820-272-3345	COCK, DRAIN: FUEL TANK OS2 (81240)	B	EA	1	*	*	1	*	*	1	6	5	8	6	
0	4730-1S3-0869	BUSHING, PIPE: FUEL TANK DRAIN	B	EA	1									8	7	
X20		PLUG, PIPE: FUEL TANK DRAIN GM444794 (812401)	B	EA	1									8	8	
O	5310-261-7340	WASHER, LOCK: FUEL TANK MTG		EA	2									8	9	
0	5310-655-9544	NUT, PLAIN, HEXAGON: FUEL TANK MTG	B	EA	2									8	10	
X2OR		TANK, FUEL: GASOLINE C64-10 (81240)	B	EA	1									8	11	
X20		CHAIN: FUEL TANK CAP A300-1014 (10941)	B	EA	1									8	12	
X20		CAP: FUEL TANK A300-1011 (10941)	B	EA	1									8	13	
X20		STRAINER: FUEL TANK A300-1012 (10941)	B	EA	1									8	14	
X20		STANDPIPE: FUEL TANK A300-1010 (10941)	B	EA	1									8	15	
0	5305-021-4796	SCREW, CAP, HEXAGON HEAD: SUPPORT MTG	B	EA	1									8	16	
X20		CHAIN: AUXILIARY FUEL LINE CAP A300-1008 (10941)	B	EA	1									8	17	
X20		CAP: AUXILIARY FUEL LINE A300-1007 (10941)	B	EA	1									8	18	
0	4730-278-4323	ADAPTER, STRAIGHT, PIPE TO TUBE: AUXILIARY FUEL LINE	B	EA	2									8	19	
0	4730-287-1614	COUPLING, PIPE: AUXILIARY FUEL LINE	B	EA	1									8	20	
P 0	2910-524-8906	VALVE, PLUG: FUEL LINE, ALL ENDS FEMALE, 1/8-27 THD SIZE 10A8874 (81240)	B	EA	1	REF	REF	REF	REF	REF	REF	REF	REF	8	21	
0	4730-142-2582	BUSHING, PIPE: FUEL LINE	B	EA	1									8	22	
O	4730-287-1649	ELBOW, PIPE: FUEL LINE	B	EA	1									8	23	
O	4730-278-3571	NIPPLE, PIPE: FUEL LINE	B	EA	1									8	24	

(1) SMR CODE	(2) FEDERAL STOCK NUMBER	(3) DESCRIPTION REF. NUMBER & MFR CODE	(4) USABLE ON CODE	(5) UNIT OF MEAS	(5) QTY INC IN UNIT	(6) 30 DAY DS MAINT ALLOWANCE			(7) 30 DAY DS MAINT ALLOWANCE			(8) 1-YR ALW PER 100 EQUIP CNTGY	(9) DEPOT MAINT ALW PER 100 EQUIP	(10) ILLUS- TRATION	
						(A)	(B)	(C)	(A)	(B)	(C)			(A)	(B)
						1-20	21-50	51-100	1-20	21-50	51-100			FIG. NO.	ITEM NO.
0 M 0	5305-011-0500	SCREW, MACHINE: CLIP MTG LINE ASSEMBLY: FUEL TANK TO FUEL PUMP MANUFACTURE FROM: NUT, TUBE COUPLING, 2 EA FSN 4730-287-1565 TUBE, COPPER, 30 IN. REQUIRED A33-970 (812401 FSN 4710-277-5525	B B B	EA EA	1 1									8 8	25 26
X20		CLIP: FUEL LINE, 1/4 IN. 833 (81240)	B	EA	1									8	27
0	5310-011-0633	NUT, PLAIN, HEXAGON: CLIP MTG FIG9819 (01292)	B	EA	1									8	28
X20		SUPPORT: FUEL LINE CLIP A33-971 (81240)	B	EA	1									8	29
POR	2910-375-0141	FILTER, FLUID, PRESSURE F299X3 (79960)	A	EA	1	*	*	I	*	*	1	6	3	9	
X20		HEAD: FUEL FILTER F7X109 (79960)	A	EA	1									9	1
P 0	5330-187-2963	WASHER, NONMETALLIC: SEDIMENT BOWL FIX123 (79960)	A	EA	1	13	25	50	13	25	50	600	100	9	2
X20		FILTER, FLUID, PRESSURE F2X3T3 (79960)	A	EA	1									9	3
P 0	2910-354-5031	BOWL, GLASS: FUEL FILTER F8X4 (79960)	A	EA	1	2	4	B	2	4	8	90	10	9	4
X20		BAIL, FUEL, STRAINER BOWL F110X9 (79960)	A	EA	1									9	5
P 0	2910-499-8583	VALVE, GATE: FUEL FILTER F25X12 (79960)	A	EA	1	*	*	I	*	*	1	6	5	9	6
GROUP 06 AIR CLEANER															
X20		TUBE, METAL: AIR CLEANER TO CARBURETOR 10A7902 (81240)	A	EA	1									10	1
X20		CLAMP, HOSE: AIR CLEANER AND TUBE GM105481 (81240)	A	EA	3									10	2
P 0	4720-709-5987	HOSE, RUBBER: AIR CLEANER TO TUBE 10A7857 (81240)	A	EA	1	*	1	I	*	1	1	15	25	10	3
O	5310-010-2635	NUT, PLAIN, HEXAGON: CLAMP SCREW 102635 (00000)	A	EA	1									10	4
0	5310-261-7340	WASHER, LOCK: CLAMP SCREW 103321 (00000)	A	EA	1									10	5
X20		TUBE: PRE-CLEANER 10A804L (81240)	A	EA	1									10	6
X20		BREATHER: AIR CLEANER X1674-1 (18265)	A	EA	1									10	7

(1) SMR CODE	(2) FEDERAL STOCK NUMBER	(3) DESCRIPTION REF. NUMBER & MFR CODE	(4) USABLE ON CODE	(5) QTY INC IN UNIT	(6) 30 DAY DS MAINT ALLOWANCE			(7) 30 DAY DS MAINT ALLOWANCE			(8) 1-YR ALW PER 100 EQUIP CNTGY	(9) DEPOT MAINT ALW PER 100 EQUIP	(10) ILLUS- TRATION		
					(A)	(B)	(C)	(A)	(B)	(C)			(A)	(B)	
					1-20	21-50	51-100	1-20	21-50	51-100			FIG. NO.	ITEM NO.	
0	5305-017-9839	SCREW, CAP, HEXAGON HEAD: CLAMP ADJUSTING 179839 (00000)	A	EA	1								10	8	
X20		CLAMP: TUBE TO AIR CLEANER 10A8042 (81240)	A	EA	1								10	9	
X20		AIR CLEANER, INTAKE: CARBURETOR A53371 (18265)	A	EA	1								10	10	
X20		CLAMP: OIL CUP P2706 (18265)	A	EA	1								10	11	
X20		CUP, OIL: AIR CLEANER P7717 (18265)	A	EA	1								10	12	
0	5310-010-2634	NUT, PLAIN, HEXAGON: SUPPORT MTG 102634 (00000)	A	EA	1								10	13	
0	5310-012-0214	WASHER, LOCK: SUPPORT MTG GM103320 (81240)	A	EA	1								10	14	
0	5310-087-7493	WASHER, FLAT: SUPPORT MTG	A	EA	1								10	15	
X20		SPACER: AIR CLEANER SUPPORT 10A8742 (81240)	A	EA	1								10	16	
0	5306-637-9344	BOLT, MACHINE: SUPPORT MTG 179826 (00000)	A	EA	1								10	17	
X20		CLAMP, HOSE: CARBURETOR HOSE GM105482 (81240)	A	EA	1								10	18	
P 0	2940-524-8904	HOSE, RUBBER, PREFORMED: CARBURETOR TO TUBE 10A9630 (81240)	A	EA	1	*	1	1	*	1	1	15	25	10	19
0	5305-018-1356	SCREW, CAP, HEXAGON HEAD: AIR CLEANER MTG GM181356 (81240)	A	EA	4								10	20	
0	5310-261-7340	WASHER, LOCK: AIR CLEANER MTG GM103321 (81240)	A	EA	4								10	21	
X20		SUPPORT: AIR CLEANER 10A8461 (81240)	A	EA	1								10	22	
X20		AIR CLEANER: CARBURETOR MS35875 (96906)	B	EA	1								11	1	
X20		BREATHER: AIR CLEANER X1674-1 (18265)	B	EA	1								11	2	
X20		CLAMP: OIL CUP 10P1855 (81240)	B	EA	1								11	3	
X20		CUP, OIL: CUTER P17703 (18265)	B	EA	1								11	4	
X20		CUP, OIL: INNER P10-1360 (18265)	B	EA	1								11	5	
X20		TUBE, METAL: AIR CLEANER TO CARBURETOR 10A17032 (81240)	B	EA	1								11	6	
P 0	2940-709-0475	HOSE, RUBBER, PREFORMED: TUBE TO CARBURETOR 10A7851 (81240)	B	EA	1	*	1	1	*	1	1	15	25	11	7
0	5305-011-3963	SCREW, MACHINE: MTG CLAMP ADJUSTMENT	B	EA	2								11	8	
0	5306-282-9639	BOLT, MACHINE: CLAMP MTG	B	EA	4								11	9	

(1) SMR CODE	(2) FEDERAL STOCK NUMBER	(3) DESCRIPTION REF. NUMBER & MFR CODE	USABLE ON CODE	(4) UNIT OF MEAS	(5) QTY INC IN UNIT	(6) 30 DAY DS MAINT ALLOWANCE			(7) 30 DAY DS MAINT ALLOWANCE			(8) 1-YR ALW PER 100 EQUIP CNTGY	(9) DEPOT MAINT ALW PER 100 EQUIP	(10) ILLUS- TRATION	
						(A)	(B)	(C)	(A)	(B)	(C)			(A)	(B)
						1-20	21-50	51-100	1-20	21-50	51-100			FIG. NO.	ITEM NO.
O	5310-010-3320	WASHER, LOCK: CLAMP MTG		EA	4									11	10
O	5310-010-2634	NUT, PLAIN, HEXAGON: CLAMP MTG	B	EA	4									11	11
O	5310-010-5604	NUT, PLAIN, SQUARE: MTG	B	EA	2									11	12
X20		CLAMP ADJUSTMENT SCREW	B	EA	2									11	13
		CLAMP, HOSE: HOSE TO AIR CLEANER AND HOSE TO CARBURETOR													
P O	2940-845-9251	GM105482 (81240) HOSE, RUBBER, PREFORMED: AIR CLEANER TO TUBE	B	EA	1	*	I	I	*	1	1	15	25	11	14
X20		LOA17033 (81240) CLAMP, HOSE: HOSE TO TUBE	B	EA	2									11	15
		GM105481 (81240)	B												
		GROUP 07 FUEL PUMP, CARBURETOR AND GASKETS													
P O	2910-654-3581	CARBURETOR, FLOAT INCLUDES COMPONENTS OF GASKET KIT, STOCK NO. 2910-354-28761		EA	1	2	4	8	2	4	8	90	15	12	1
		TSX713 (96152)	A												
P O	2910-895-3241	CARBURETOR, FLOAT (INCLUDES COMPONENTS OF GASKET KIT, STOCK NO. 2910-354-2876)		EA	1	2	4	8	2	4	8	90	15	12	1
		TSX797 (96152)	B												
M O	2910-979-7430	TUBE ASSEMBLY, METAL: FUEL PUMP TO CARBURETOR		EA	1									12	2
		MANUFACTURE FROM: INVERTED NUT, TUBE COUPLING, 1 EA													
		FSN 4730-288-9388	B												
		NUT, TUBE COUPLING													
		FSN 4730-011-8538	B												
		TUBE, COPPER, 36 IN. REQUIRED													
		FSN 4710-277-5526	B												
O	4730-640-1051	ELBOW, PIPE TO TUBE: FUEL PUMP TO CARBURETOR		EA	1									12	3
			B												
O	5310-017-8537	WASHER, LOCK: FUEL PUMP MTG	B	EA	2									12	4
O	5306-680-6004	BOLT, MACHINE: FUEL PUMP MTG		EA	2									12	5
			B												
P O	2910-589-8550	PUMP, FUEL: GASOLINE 5623454 (70040)		EA	1	2	4	8	2	4	8	90	75	12	6
			B												
P O	5330-171-3680	GASKET: FUEL PUMP BOWL 5590037 (70040)		EA	1	13	25	50	13	25	50	600	100	12	7
			B												
O	4730-010-5422	ELBOW, PIPE: FUEL PUMP TO TANK		EA	1									12	8
			B												
O	4730-278-4323	ADAPTER, STRAIGHT, PIPE TO TUBE: PUMP TO TANK		EA	1									12	9
			B												

(1) SMR CODE	(2) FEDERAL STOCK NUMBER	(3) DESCRIPTION REF. NUMBER & MFR CODE	(4) USABLE ON CODE	(5) QTY INC IN UNIT	(6) 30 DAY DS MAINT ALLOWANCE			(7) 30 DAY DS MAINT ALLOWANCE			(8) 1-YR ALW PER 100 EQUIP CNTGY	(9) DEPOT MAINT ALW PER 100 EQUIP	(10) ILLUS- TRATION		
					(A)	(B)	(C)	(A)	(B)	(C)			(A)	(B)	
					1-20	21-50	51-100	1-20	21-50	51-100			FIG. NO.	ITEM NO.	
0	4730-424-5862	ELBOW, PIPE TO TUBE:		EA	1								12	10	
X20		CARBURETOR TO FUEL PUMP		EA	1								12	11	
		CHOKO WIRE	A												
P 0	2910-472-9641	EE735 (81240)		EA	1	2	4	8	2	4	B	90	100	12	12
		GASKET: FUEL PUMP MTG	B												
O	5306-577-5458	O1A6849 (81240)		EA	2									13	1
		BOLT, MACHINE: CARBURETOR													
		MTG													
0	5310-012-0214	GM179818 (81240)		EA	2									13	2
		WASHER, LOCK: CARBURETOR													
		MTG													
X10		GM103320 (81240)		EA	1		SEE	KIT	FSN	2805	627	2321		13	3
		GASKET: CARBURETOR MTG													
P 0	2910-589-8543	10A7213 (81240)		EA	1	2	4	8	2	4	8	90	100		
		GASKET KIT: CARBURETOR													
		16-654 (96152)													
		1 EA, GASKET: BODY TO BOWL												13	4
		MTG													
		16A41 (96152)													
		1 EA, GASKET: MAIN													
		ADJUSTING NEEDLE													
		16-47 (96152)													
		1 EA, GASKET: MAIN NOZZLE													
		16-456 (96152)													
		1 EA, WASHER, NONMETALLIC													
		16-4 (96152)													
		FSN 5310-291-7918													
		GROUP 08 MUFFLER													
0	5310-655-9544	NUT, PLAIN, HEXAGON: MUFFLER		EA	2									14	1
		CLAMP													
		GM102635 (81240)	A												
0	5310-010-2635	NUT, PLAIN, HEXAGON: MUFFLER		EA	2									14	1
		CLAMP													
		102635 (00000)	B												
O	5310-261-7340	WASHER, LOCK: CLAMP SCREW		EA	1									14	2
		GM103321 (81240)	A												
X20		CLAMP: MUFFLER		EA	2									14	3
		10A7454 (81240)													
X20		EXTENSION: MUFFLER		EA	1									14	4
		10A8840 (81240)													
P 0	2990-524-8955	MUFFLER, EXHAUST		EA	1	*	1	1	*	1	1	15	20	14	5
		A300-865 (10941)	A												
P 0	2990-701-2083	MUFFLER, EXHAUST		EA	1	*	1	1	*	1	1	15	20	14	5
		T6127 (76700)	B												
0	5310-010-9084	NUT, PIN, HEXAGON: CAP CLAMP	B	EA	1									14	6
0	5305-011-3964	SCREW, MACHINE: CAP CLAMP	B	EA	1									14	7
X20		CAP, PROTECTIVE, DUST		EA	1									14	8
		100A3918 (81240)	B												

(1) SMR CODE	(2) FEDERAL STOCK NUMBER	(3) DESCRIPTION REF. NUMBER & MFR CODE	USABLE ON CODE	(4) UNIT OF MEAS	(5) QTY INC IN UNIT	(6) 30 DAY DS MAINT ALLOWANCE			(7) 30 DAY DS MAINT ALLOWANCE			(8) 1-YR ALW PER 100 EQUIP CNTGY	(9) DEPOT MAINT ALW PER 100 EQUIP	(10) ILLUS- TRATION	
						(A)	(B)	(C)	(A)	(B)	(C)			(A)	(B)
						1-20	21-50	51-100	1-20	21-50	51-100			FIG. NO.	ITEM NO.
0	5305-655-9664	SCREW, CAP, HEXAGON HEAD: CAP MTG	B	EA	1									14	9
0	5310-010-3026	NUT, PLAIN, HEXAGON: CAP MTG	B	EA	1									14	10
0	5305-017-9841	SCREW, CAP, HEXAGON HEAD: MUFFLER CLAMP GM179841 (81240)		EA	1									14	11
O	5305-017-9843	SCREW, CAP, HEXAGON HEAD: MUFFLER CLAMP		EA	1									14	12
0	5310-087-7493	WASHER, FLAT: MUFFLER CLAMP	A	EA	1									14	13
0	5310-010-0308	WASHER, FLAT: MUFFLER CLAMP	B	EA	1									14	13
GROUP 09 GENERATOR REGULATOR															
P 0	2920-640-7518	REGULATOR ASSEMBLY: GENERATOR VOLTAGE 1118644 (16764)		EA	1	1	2	4	1	2	4	45	*	15	1
X20		PLATE, UPPER: REGULATOR MTG 110A7029 (81342)	A	EA	1									15	2
X20		PLATE, LOWER: REGULATOR MTG 10A18028 (81342)	A	EA	1									15	3
0	5310-010-3320	WASHER, LOCK: REGULATOR MTG 103320 (00000)	A	EA	6									15	4
O	5306-576-0537	BOLT, MACHINE: REGULATOR MTG	A	EA	4									15	5
X20		SPACER: LOWER PLATE TO SIDE PLATE O1A1403 (81240)	A	EA	4									15	6
0	5305-637-4037	SCREW, CAP, HEXAGON HEAD: UPPER PLATE AND BRACKET MTG	A	EA	4									15	7
0	5305-018-0173	SCREW, CAP, HEXAGON HEAD: BRACKET MTG	A	EA	1									15	8
0	5310-017-8601	WASHER, LOCK: BRACKET MTG	A	EA	1									15	9
0	5310-809-5998	WASHER, FLAT: BRACKET MTG	A	EA	1									15	10
X20		BRACKET: UPPER BLADE MTG 010A16111 (81240)	A	EA	1									15	11
O	5310-044-6548	WASHER, FLAT: UPPER PLATE MTG	A	EA	2									15	12
0	5310-017-8556	WASHER, LOCK: UPPER PLATE BRACKET MTG AND LOWER PLATE MTG	A	EA	6									15	13
0	5310-012-0377	NUT, PLAIN, HEXAGON: UPPER PLATE MTG	A	EA	2									15	14

(1) SMR CODE	(2) FEDERAL STOCK NUMBER	(3) DESCRIPTION REF. NUMBER & MFR CODE	USABLE ON CODE	(4) UNIT OF MEAS	(5) QTY INC IN UNIT	(6) 30 DAY DS MAINT ALLOWANCE			(7) 30 DAY DS MAINT ALLOWANCE			(8) 1-YR ALW PER 100 EQUIP CNTGY	(9) DEPOT MAINT ALW PER 100 EQUIP	(10) ILLUS- TRATION	
						(A)	(B)	(C)	(A)	(B)	(C)			(A)	(B)
						1-20	21-50	51-100	1-20	21-50	51-100			FIG. NO.	ITEM NO.
O	5340-739-7778	CLAMP, LOOP: CABLE MTG	A	EA	2									15	15
0	5310-010-2634	NUT, PLAIN, HEXAGON: REGULATOR MTG 102634 (00000)	A	EA	4									15	16
0	5310-010-3320	WASHER, LOCK: REGULATOR MTG 103320 (00000)	B	EA	8									16	1
0	5306-576-0537	BOLT, MACHINE: REGULATOR MTG		EA	4									16	2
X20		PLATE, UPPER: REGULATOR MTG 10A17029 (81240)	B	EA	1									16	3
0	5305-637-4037	SCREW, CAP, HEXAGON HEAD: PLATE MTG	B	EA	2									16	4
0	5310-013-8542	WASHER, LOCK: PLATE MTG SPACER: REGULATOR AND PLATE MTG 10A6317 (81240)	B	EA	2									16	5
X20		PLATE, LOWER: REGULATOR MTG 10A17028 (81240)	B	EA	4									16	6
0	5306-012-0834	BOLT, MACHINE: BRACE MTG	B	EA	1									16	8
0	5310-514-6674	WASHER, LOCK: BRACE MTG	B	EA	1									16	9
0	5310-010-2634	NUT, PLAIN, HEXAGON: REGULATOR MTG 102634 (00000)	B	EA	4									16	10
X20		BRACE: REGULATOR MTG 10A17030 (81240)	B	EA	1									16	11
GROUP 10 GENERATOR															
P OR	2920-391-2989	GENERATOR, ENGINE ACCESSORY (INCLUDES COMPONENTS OF REPAIR KIT, STOCK NO. 2920-536-5413) MS13823-1 (96906)		EA	1	1	1	3	1	1	3	30	2	17	
X1		SHOE, POLE: GENERATOR 1903427 (16764)		EA	2									17	1
X1		INSULATION TAPE, ELECTRICAL: GENERATOR FIELD 1925835 (16764)		EA	1									17	2
XI		WINDING, GENERATOR FIELD (2 COILS) MS13818-1 196906)		EA	1									17	3
X1		ADAPTER, RECEPTACLE, ELBOW MS13815-1 (96906)		EA	1									17	4
XI		ELBOW, ELECTRICAL CONDUIT: GENERATOR M513816-1 (96906)		EA	1									17	5
X1		CONNECTOR, RECEPTACLE, ELECTRICAL MS13817-1 (96906)		EA	1									17	6

(1) SMR CODE	(2) FEDERAL STOCK NUMBER	(3) DESCRIPTION REF. NUMBER & MFR CODE	(4) USABLE ON CODE	(5) QTY INC IN UNIT	(6) 30 DAY DS MAINT ALLOWANCE			(7) 30 DAY DS MAINT ALLOWANCE			(8) 1-YR ALW PER 100 EQUIP CNTGY	(9) DEPOT MAINT ALW PER 100 EQUIP	(10) ILLUS- TRATION	
					(A)	(B)	(C)	(A)	(B)	(C)			(A)	(B)
					1-20	21-50	51-100	1-20	21-50	51-100			FIG. NO.	ITEM NO.
X1		CLIP: RECEPTACLE TERMINAL 1860801 (32537)	EA	1									17	7
XI		CLIP, TERMINAL 200362 (16764)	EA	1									17	8
X1		WASHER, LOCK: THRU BOLT 453301 (24617)	EA	2									17	9
XI		BOLT, MACHINE: THRU, GENERATOR MS13814-1 (96906)	EA	2									17	10
XI		FRAME ASSEMBLY: COMMUTATOR END MS13820-1 (96906)	EA	1									17	11
X1		COVER, ELECTRICAL CONTACTS MS13808-1 196906)	EA	1									17	12
X1		SCREW, MACHINE: COVER BAND 274936 (16764)	EA	1									17	13
XI		ARMATURE, GENERATOR MS13822-1 (96906)	EA	1									17	14
XI		KEY, WOODRUFF: PULLEY MTG, DRIVE END NO. 5 124545 (24617)	EA	1									17	15
XI		COLLAR, SPACE, OUTSIDE: DRIVE END 1925416 (16764)	EA	1									17	16
XI		PLATE: BEARING RETAINER, DRIVE END 1925415 (16764)	EA	1									17	17
XI		BEARING, BALL, ANNULAR: DRIVE END 954753 (16764)	EA	1									17	18
XI		FRAME: DRIVE END MS13819-1 (96906)	EA	1									17	19
XI		WASHER, FLAT: PULLEY MTG DRIVE END 1918043 (24617)	EA	1									17	20
XI		NUT, PLAIN, HEXAGON: PULLEY MTG, DRIVE END 274938 (16764)	EA	1									17	21
X1		BEARING, BALL, ANNULAR: COMMUTATOR END 900529 (16764)	EA	1									17	22
X1		SCREW, MACHINE: RECEPTACLE LEAD ATTACHING 453460 (16764)	EA	1									17	23
XI		ARM, ELECTRICAL BRUSH: GENERATOR 1904514 (16764)	EA	2									17	24
XI		WASHER, FLAT: BRUSH ARM 1914741 (16764)	EA	2									17	25
X1		PIN, STRAIGHT, HEADLESS: DRIVE END AND COMMUTATOR END 809062 (16764)	EA	2									17	26
XI		SCREW, ASSEMBLED WASHER: ELBOW MTG 455154 (246171)	EA	4										

(1) SMR CODE	(2) FEDERAL STOCK NUMBER	(3) DESCRIPTION USABLE ON CODE REF. NUMBER & MFR CODE	(4) UNIT OF MEAS	(5) QTY INC IN UNIT	(6) 30 DAY DS MAINT ALLOWANCE			(7) 30 DAY DS MAINT ALLOWANCE			(8) 1-YR ALW PER 100 EQUIP CNTGY	(9) DEPOT MAINT ALW PER 100 EQUIP	(10) ILLUS- TRATION	
					(A)	(B)	(C)	(A)	(B)	(C)			(A)	(B)
					1-20	21-50	51-100	1-20	21-50	51-100			FIG. NO.	ITEM NO.
XI	5310-012-1841	WASHER, LOCK	EA	4									17	27
XI	5305-013-2776	SCREW, MACHINE	EA	4									17	28
X1		SCREW, ASSEMBLED WASHER: FIELD Tn GROUND AND RUBBISH LEAD ATTACHING 455341 (16764)	EA	3										
X1	5305-286-1931	SCREW, MACHINE	EA	3									17	29
XI	5310-012-1841	WASHER, LOCK	EA	3										
XI		SCREW, ASSEMBLED WASHER: PLATE AND COLLECTOR MEG, DRIVE END 274937 (16764)	EA	3										
X1		SCREW, MACHINE MS35224-61 (96906)	EA	3									17	30
XI	5310-017-3122	WASHER, LOCK	EA	3									17	31
XI		SCREW, ASSEMBLED WASHER: RECEPTACLE MTG 453698 (16764)	EA	4										
X1	5310-013-1044	WASHER, LOCK	EA	4									17	32
XI	5305-272-5306	SCREW, MACHINE	EA	4									17	33
P 0	2920-785-6138	LEAD, ELECTRICAL: GENERATOR TO VOLTAGE REGULATOR 10A5092 (31240)	EA	2	1	1	2	1	1	2	24	20	17	34
0	5305-018-0123	SCREW, CAP, HEXAGON HEAD: GENERATOR BRACKET MTG	EA	2									17	35
O	5310-017-8556	WASHER, LOCK: GENERATOR ADJUSTMENT SCREW AND BRACKET MTG	EA	4									17	36
X20		BRACKET: GENERATOR MTG 10A16097 (81240)	EA	1									17	37
0	5305-018-0147	SCREW, CAP, HEXAGON HEAD: GENERATOR MTG	EA	2									17	38
0	5310-017-8576	WASHER, LOCK: GENERATOR MTG	EA	4									17	39
O	5310-297-3249	NUT, PLAIN, HEXAGON: GENERATOR MTG	EA	2									17	40
0	5305-550-1311	SCREW, CAP, HEXAGON HEAD: GENERATOR ADJUSTMENT	EA	1									17	41
X20		FAN: GENERATOR 10A16099 (81240)	EA	1									17	42
X20		BAFFLE: GENERATOR 10A1610C (81240)	EA	1									17	43
X20		PULLEY: GENERATOR 10A16054 (01240)	EA	1									17	44
X20		BAR: GENERATOR ADJUSTMENT 10A16092 (81240)	EA	1									17	45

(1) SMR CODE	(2) FEDERAL STOCK NUMBER	(3) DESCRIPTION USABLE ON CODE REF. NUMBER & MFR CODE	(4) UNIT OF MEAS	(5) QTY INC IN UNIT	(6) 30 DAY DS MAINT ALLOWANCE			(7) 30 DAY DS MAINT ALLOWANCE			(8) 1-YR ALW PER 100 EQUIP CNTGY	(9) DEPOT MAINT ALW PER 100 EQUIP	(10) ILLUS- TRATION	
					(A)	(B)	(C)	(A)	(B)	(C)			(A)	(B)
					1-20	21-50	51-100	1-20	21-50	51-100			FIG. NO.	ITEM NO.
0	5310-012-0377	NUT, PLAIN, HEXAGON: GENERATOR ADJUSTMENT SCREW	EA	1									17	46
P 0	2920-536-5413	REPAIR KIT, GENERATOR 1906941 (16764) 1 EA, BRUSH, STATIC 1925413 (16764) 1 EA, WASHER, FLAT 1915086 (16764) FSN 5310-262-4755 2 EA, SPRING, HELICAL, TORSION MSI3806-1 (96906) FSN 5977-358-7778 2 EA, BRUSH, ELECTRICAL CONTACT MS13807-1 (96906) FSN 2920-606-4390 2 EA, SCREW, MACHINE: POLE SHOE 1914750 (16764) FSN 5305-514-8436 0 EA, WASHER, FLAT 1916317 (16764) FSN 5340-353-9939 0 EA. BRUSH, ELECTRICAL CONTACT 1906941 (16764) FSN 5977-378-2901 0 EA, CAPACITOR, FIXED, PAPER DIELECTRIC (II) 1920702 (16764) FSN 5910-538-4982 0 EA, INSULATOR, BUSHING (2) 1885090 (16764) FSN 5970-501-2328 0 EA, PLATE, ELFCRICAL SHIELD (1) 1920738 116764) FSN 5999-358-6792 0 EA, SPRING, HELICAL, TORSION (2) 1916324 (16764) FSN 2920-249-8283 0 EA, SPRING, HELICAL, TORSION (1) 1905034 (16764) FSN 2920-249-8293 0 EA, WASHER, FELT 820706 (16764) FSN 2920-379-3988 0 EA, WASHER, FLAT 1914213 (16764) FSN 5310-424-3750 0 EA, WASHER, NONMETALLIC 809961 (16764) FSN 5310-171-3619 0 EA, WASHER, NONMETALLIC: INSULATING 1914751 116764) FSN 5310-291-4496	EA	1	3	6	13	3	6	13	150	100		

(1) SMR CODE	(2) FEDERAL STOCK NUMBER	(3) DESCRIPTION USABLE ON CODE REF. NUMBER & MFR CODE	(4) UNIT OF MEAS	(5) QTY INC IN UNIT	(6) 30 DAY DS MAINT ALLOWANCE			(7) 30 DAY DS MAINT ALLOWANCE			(8) 1-YR ALW PER 100 EQUIP CNTGY	(9) DEPOT MAINT ALW PER 100 EQUIP	(10) ILLUS- TRATION		
					(A)	(B)	(C)	(A)	(B)	(C)			(A)	(B)	
					1-20	21-50	51-100	1-20	21-50	51-100			FIG. NO.	ITEM NO.	
		GROUP 11 IGNITION WIRES AND SPARK PLUGS													
P 0	2920-785-8015	CABLE ASSEMBLY, SPECIAL PURPOSE, ELECTRICAL: MAGNETO TO NO. 4 CYLINDER 10A16060 (11240)	A	EA	1	*	1	1	*	1	1	15	10	18	1
P 0	2920-895-3238	CABLE ASSEMBLY, SPECIAL PURPOSE: MAGNETO TO NO. 4 CYLINDER 10A17010 (81240)	B	EA	1	*	1	1	*	1	1	15	10	18	1
P 0	2920-293-5212	SPARK PLUG, 16 MM XEDI6 (11583)	A	EA	4	50	100	200	50	100	200	2400	400	18	2
P 0	2920-505-6185	GASKET: SPARK PLUG	A	EA	4	25	50	100	25	50	100	1200	*	18	3
P 0	2920-786-3844	CABLE ASSEMBLY, SPECIAL PURPOSE, ELECTRICAL: MAGNETO TO NO. 3 CYLINDER 10A16059 (91240)	A	EA	1	*	1	1	*	1	1	15	10	18	4
P 0	2920-895-3237	CABLE ASSEMBLY, SPECIAL PURPOSE: MAGNETO TO NO. 3 CYLINDER 10017009 (81240)	B	EA	1	*	1	1	*	1	1	15	10	18	4
P 0	2920-785-8013	CABLE ASSEMBLY, SPECIAL PURPOSE, ELECTRICAL: MAGNETO TC NO. 1 CYLINDER 10A16057 (81240)	A	EA	1	*	1	1	*	1	1	15	10	18	5
P 0	2920-895-3235	CABLE ASSEMBLY, SPECIAL PURPOSE: MAGNETO TO NO. 1 CYLINDER 10A17007 (81240)	B	EA	1	*	1	1	*	1	1	15	10	18	5
P 0	2920-785-8014	CABLE ASSEMBLY, SPECIAL PURPOSE, ELECTRICAL: MAGNETO TO NO. 2 CYLINDER 10A16058 (18240)	A	EA	1	*	1	1	*	1	1	15	10	18	6
P 0	2920-895-3236	CABLE ASSEMBLY, SPECIAL PURPOSE: MAGNETO TO NO. 2 CYLINDER 10A17008 (81240)	B	EA	1	*	1	1	*	1	1	15	10	18	6
P 0	2920-841-1890	SPARK PLUG: 18 MM MS51089-2 (96906)	B	EA	4	50	100	200	50	100	200	2400	400		
P 0	5330-834-2912	GASKET: SPARK PLUG	B	EA	4	25	50	100	25	50	100	1200	*		
		GROUP 12 MAGNETO													
P OR	2920-504-8819	MAGNETO, IGNITION (INCLUDES COMPONENTS OF REPAIR KIT, STOCK NCO. 2920-815-6565) FMEX4B4AI (82796)		EA	1	1	1	3	1	1	3	30	2	19	
XI		ROTOR, MAGNETIC JW2480 (82796)		EA	1									19	1
XI		PLATE ASSEMBLY, SHAFT HANGER FRAME X4631 (82796)		EA	1									19	2
XI		SCREW, MACHINE: VENT COVER AND CAPACITOR LEAD 6S6N (21387)		EA	2									19	3

(1) SMR CODE	(2) FEDERAL STOCK NUMBER	(3) DESCRIPTION USABLE ON CODE REF. NUMBER & MFR CODE	(4) UNIT OF MEAS	(5) QTY INC IN UNIT	(6) 30 DAY DS MAINT ALLOWANCE			(7) 30 DAY DS MAINT ALLOWANCE			(8) 1-YR ALW PER 100 EQUIP CNTGY	(9) DEPOT MAINT ALW PER 100 EQUIP	(10) ILLUS- TRATION		
					(A)	(B)	(C)	(A)	(B)	(C)			(A)	(B)	
					1-20	21-50	51-100	1-20	21-50	51-100			FIG. NO.	ITEM NO.	
XI	5305-282-9833	SCREW, ASSEMBLED WASHER	EA	1									19	4	
XI		BEARING, SLEEVE: ROTOR, CAM END A5950A (R2796)	EA	1									19	5	
XI		GEAR, SPUR: MAGNETIC ROTOR, 14 TEETH QS952 (82796)	EA	1									19	6	
XI		ROD: HIGH-TENSION B983B (21387)	EA	1									19	7	
XI		INSULATOR: SUPPRESSER D I82 (82796)	EA	1									19	8	
XI		BLOCK, DISTRIBUTOR: MAGNETO 82474FX (21387)	EA	1									19	9	
xl		SQUARE, VENT: END CAP A6032A (82796)	EA	2									19	10	
XI		COVER: END CAP VENT 81232 (21387)	EA	2									19	11	
XI		NUT, PLAIN, HEXAGON: PRIMARY GROUND 6N1 (10613)	EA	1									19	12	
XI		WASHER, LOCK: CONTACT SUPPORT MTG 8LW3 (21387)	EA	1									19	13	
Xi		WASHER, FLAT: PRIMARY GROUND AND CONTACT SUPPORT MTG D2458 (82796)	EA	3									19	14	
XI		SHIELD, IGNITION SYSTEM DISTRIBUTOR A800A (82796)	EA	1									19	15	
X1		BLOCK, GUIDE: HIGH-TENSION CABLE A799X (82796)	EA	1									19	16	
XI		CAP, IGNITION DISTRIBUTION: MAGNETO X2430C (21387)	EA	1									19	17	
X1		SCREW, ASSEMBLED WASHER: END CAP COVER AND DISTRIBUTOR BLOCK MTG 8S8D (82796)	EA	6									19	18	
X1		BEARING, BALL, ANNULAR: ROTOR, DRIVE END C5949 (82796)	EA	1									19	19	
XI		GASKET: END CAP TO HOUSING (LEAD) K2498 (82796)	EA	1									19	20	
X1		5310-209-1491	WASHER, FLAT: COIL CLIP MTG	EA	1									19	21
XI			SCREW, MACHINE: COIL CLIP MTG 6S3W (82796)	EA	1									19	22
X1			CLIP: COIL B6120 (21387)	EA	1									19	23
X1	COIL, MAGNETO C2477 (21387)		EA	1									19	24	

(1) SMR CODE	(2) FEDERAL STOCK NUMBER	(3) DESCRIPTION REF. NUMBER & MFR CODE	(4) USABLE ON CODE	(5) UNIT OF MEAS	(6) 30 DAY DS MAINT ALLOWANCE	(7) 30 DAY DS MAINT ALLOWANCE	(8) 1-YR ALW PER 100 EQUIP CNTGY	(9) DEPOT MAINT ALW PER 100 EQUIP	(10) ILLUS- TRATION							
									(A)	(B)	(C)	(A)	(B)	(C)	(A)	(B)
									1-20	21-50	51-100	1-20	21-50	51-100	FIG. NO.	ITEM NO.
X15305-91	3288	SETSCREW: COIL MTG		EA	2						19	25				
X1	NUT, SLEEVE: IMPULSE COUPLING K2570 (21387)			EA	1						19	26				
X1	WASHER, KEY: IMPULSE COUPLING A5931B (82796)			EA	1						19	27				
X1	COUPLING ASSEMBLY, IMPULSE: MAGNETO S2563C25 (82796)			EA	1						19	28				
X1	HOUSING, MAGNETO IMPULSE COUPLING N5957 (21387)			EA	1						19	29				
X1	SPRING, EMPULSION: COUPLING DRIVE E2565 (82796)			EA	1						19	30				
X1	HUB ASSEMBLY: COUPLING S2563 (82796)			EA	1						19	31				
X1	KEY, WOODRUFF IMPULSE COUPLING MTG 3K1 (82796)			EA	1						19	32				
X1	WASHER, FLAT: CONTACT SUPPORT SCREW 85969 (82796)			EA	1						19	33				
X1	HOLDER ASSEMBLY, CAM WICK: MAGNETO G2788 (82796)			EA	1						19	34				
X1	SCREW, MACHINE: BEARING SUPPORT 856G (21387)			EA	4						19	35				
X1	SHAFT AND GEAR, MAGNETO: DISTRIBUTOR Q5039X (82796)			EA	1						19	36				
X1	ROTOR, IGNITION DISTRIBUTOR X2765X (82796)			EA	1						19	37				
X1	GUIDE, GROUND STRIP: PRIMARY GROUND TERMINAL B1355X (21387)			EA	1						19	38				
X1	CONTACT, ELECTRICAL: PRIMARY GROUND H2514 (82796)			EA	1						19	39				
X1	SUPPORT, PRIMARY GROUND TO CONTACT Z2514 (82796)			EA	1						19	40				
X1	INSULATOR, BUSHING G2457AX (82796)			EA	1						19	41				
X1	WASHER, LOCK: PRIMARY GROUND 6LWI (82796)			EA	1						19	42				
X1	SCREW, MACHINE: BREADKER ARM, PRIMARY GROUND, AND CONTACT SUPPORT 6S7N (82796)			EA	3						19	43				
X1	HOUSING: MAGNETO TZ2425 (82796)			EA	1	1					19	44				
X1	WIRE SCREEN: C60328 (82796)	HOUSING VENT		EA	2						19	45				

(1) SMR CODE	(2) FEDERAL STOCK NUMBER	(3) DESCRIPTION REF. NUMBER & MFR CODE	(4) USABLE ON CODE	(5) QTY INC IN UNIT	(6) 30 DAY DS MAINT ALLOWANCE			(7) 30 DAY DS MAINT ALLOWANCE			(8) 1-YR ALW PER 100 EQUIP CNTGY	(9) DEPOT MAINT ALW PER 100 EQUIP	(10) ILLUS- TRATION		
					(A)	(B)	(C)	(A)	(B)	(C)			(A)	(B)	
					1-20	21-50	51-100	1-20	21-50	51-100			FIG. NO.	ITEM NO.	
X1	COVER: HOUSING R6030A (82796)	VENT		EA	2								19	46	
X15305-013-2688	MTG CLIP, RETAINING: SHAFT, DRIVE END 81498D (82796)	SCREW, MACHINE: VENT COVER ROTOR		EA	2									19	47
X1	CLIP, SPRING: DISTIRUTOR ROTOR A2766 (82796)			EA	1									19	48
X1	SCREW, ASSEMBLED END CAP COVER 8S6D (21387)	WASHER:		EA	2									19	49
X20	CAPACITOR: V, DC 400 10 AMP NFT177 (14655)	FEED THRU UF .32,		EA	1									19	50
05305-591-3435	CAPACITOR LEAD	SCREW, ASSEMBLED WASHER: ATTACHING		EA	1									19	51
05305-575-2328	CAPACITOR MTG	SCREW, ASSEMBLED WASHER:		EA	1									19	52
05305-021-5466	MAGNETO MTG	SCREW, CAP, HEXAGON HEAD:		EA	1									19	53
05310-017-8556	WASHER, LOCK:	MAGNETO MTG		EA	4									19	54
05310-010-3341	WASHER, FLAT: 103341 (00000)	MAGNETO MTG		EA	2									19	55
X20	CLAMP: MAGNETO 10A11441 (81240)	HOLD-DOWN		EA	1									19	56
05310-010-2635	MTG 102635 (00000)	NUT, PLAIN, HEXAGON: MAGNETO		EA	1									19	57
X10	GASKET: MAGNETO 10A6427 (81240)	MTG		EA	1		SEE	KIT	FSN2805-627	2321				19	58
P 02920-815-6565	REPAIR KIT: MAGNETO KIT82796-23 (81336)			EA	1	6	13	25	6	13	25	300	100		59
	1 FA, RING, RETAINING: BEARING, MAGNETIC ROTOR, DRIVE END 814988 (82796) FSN 5340-143-5280													19	60
	1 EA, RING, RETAINING: DISTRIBUTOR SHAFT G1498 (82796) FSN 5340-986-1991													19	61
	1 EA, CAPACITOR, FIXED, PAPER, DIELECTRIC: INTERNAL CX2433 (21387)													19	62
	1 EA, RING, RETAINING: DISTRIBUTOR SHAFT, MAGNETO D1498 (82796) FSN 5340-733-8750													19	63
	1 EA, BRUSH, ELECTRICAL CONTACT: CENTER E2460B (21387) FSN 5977-239-7079													19	64

(1) SMR CODE	(2) FEDERAL STOCK NUMBER	(3) DESCRIPTION REF. NUMBER & MFR CODE	(4) USABLE ON CODE	(5) QTY INC IN UNIT MEAS	(6) 30 DAY DS MAINT ALLOWANCE			(7) 30 DAY DS MAINT ALLOWANCE			(8) 1-YR ALW PER 100 EQUIP CNTGY	(9) DEPOT MAINT ALW PER 100 EQUIP	(10) ILLUS- TRATION	
					(A)	(B)	(C)	(A)	(B)	(C)			(A)	(B)
					1-20	21-50	51-100	1-20	21-50	51-100			FIG. NO.	ITEM NO.
	2 EA, SCREW, MACHINE: END CAP MTG FSN 5305-013-2045												19	65
	2 EA, SCREW, ASSEMBLED WASHER: END CAP MTG 10S18D (10855) FSN 5305-044-3774												19	66
	1 EA, GASKET: END CAP COVER 8682A (21387) FSN 2920-354-0735												19	67
	1 EA, WASHER, FLAT: INNER SEAL, ROTOR DRIVE END A2492C (82796) FSN 5310-205-7981												19	68
	1 EA, SFAL, PLAIN: ROTOR, DRIVE END G3861 (877961) FSN 2920-356-1221												19	69
	1 EA, BEARING, SLEEVE: DISTRIBUTOR D5950C (21387) FSN 3120-737-2640												19	70
	1 EA, CONTACT SET, DISTRIBUTOR A243/AX (82796)												19	71
	1 FA, RING, RETAINING: FULCRUM PIN, BREAKER ARM T1498 (82796) FSN 2920-602-4263												19	72
	1 EA, WASHER, FLAT: OUTER SEAL, ROTOR DRIVE END A2492A (82796) FSN 5310-285-1591												19	73
	0 EA, SHIM, THRUST BEARING: ROTOR, DRIVE END (1) C2723 (82796) FSN 5340-576-5825													
X20	GROUP 13 MAGNETIC SWITCH AND CHARGING RECEPTACLE CABLE: RECEPTACLE TO MAGNETIC SWITCH A300-905 (10941)		A	EA	1								20	1
05310-584-5005	NUT, PLAIN, HEXAGON: RELAY MTG GM109084 (81240)			EA	4								20	2
05310-012-0380	WASHER, LOCK: RELAY MTG GM103319 (81240)			EA	4								20	3
X20	SUPPORT: RELAY 10A13761 (81240)		A	EA	1								20	4
X20	SUPPORT: RELAY 10A16447 (81240)		B	EA	1								20	4
05305-013-0173	SCREW, CAP, HEXAGON HEAD: SUPPORT MTG			EA	1								20	5
05305-013-0173	SCREW, CAP, HEXAGON HEAD: SUPPORT MTG		A	EA	1								20	5
			B											

(1) SMR CODE	(2) FEDERAL STOCK NUMBER	(3) DESCRIPTION REF. NUMBER & MFR CODE		(4) USABLE ON CODE	(5) QTY INC IN UNIT MEAS	(6) 30 DAY DS MAINT ALLOWANCE			(7) 30 DAY DS MAINT ALLOWANCE			(8) 1-YR ALW PER 100 EQUIP CNTGY	(9) DEPOT MAINT ALW PER 100 EQUIP	(10) ILLUS- TRATION	
						(A)	(B)	(C)	(A)	(B)	(C)			(A)	(B)
						1-20	21-50	51-100	1-20	21-50	51-100			FIG. NO.	ITEM NO.
05310-017	8601	WASHER, LOCK:	SUPPORT MTG A		EA	1								20	6
05310-017	8601	WASHER, LOCK:	SUPPORT MTG		EA	1								20	6
P 02920-276	9277	RELAY, SOLENOID:	STARTER		EA	1	1	1	3	1	1	3	30	20	7
	1119751 (16764)														
05305-207	0912	SCREW, CAP, HEXAGON HEAD:			EA	4								20	8
	RELAY MTG GM179793 (81240)														
M 06140-961	8364	LEAD, ELECTRICAL:	RELAY TO		EA	1								20	9
	STARTER MANUFACTURE FROM: TERMINAL, LUG, 2 EA FSN 5940-808-9212 WIRE, ELECTRICAL, 12 IN. REQUIRED FSN 6145-553-0834														
05305-017	9797	SCREW, CAP, HEXAGON HEAD:			EA	4								20	10
	RECEPTACLE MTG FIG1682 (01292)		A												
05310-012	1637	WASHER, LOCK:	RECEPTACLE		EA	8								20	11
	MTG														
X20	CONNECTOR, RECEPTACLE, ELECTRICAL: CHARGING 20296 (71468)		A		EA	1									
X1	SHELL ASSEMBLY: RECEPTACLE 249-617-00 (71468)		A		EA	1								20	12
X1	INSULATOR: RECEPTACLE 144-624-00 (71468)		A		EA	1								20	13
X20	CLAMP: RECEPTACLE MTG 990-012-68 1714681		A		EA	1								20	14
X1	CONTACT ASSEMBLY 031-494-00 (71468)		A		EA	2								20	15
X20	CABLE: RECEPTACLE GROUND A300-904 (10941)		A		EA	1								20	16
05310-655	9544	NUT, PLAIN, HEXAGON: GROUND			EA	1								20	17
	CABLE MTG		A												
05310-543	2705	WASHER, LOCK:	GROUND CABLE		EA	1								20	18
	MTG		A												
05305-577	5462	SCREW, CAP, HEXAGON HEAD:			EA	1								20	19
	GROUND CABLE MOUNTING		A												
05310-209	0711	WASHER, FLAT:	LEAD ATTACHING		EA	1								20	20
05310-637	9541	WASHER, LOCK:	LEAD ATTACHING		EA	1								20	21
05305-013	0118	SCREW, CAP, HEXAGON HEAD:			EA	1								20	22
	LEAD ATTACHING														
05310-022	0064	NUT, PLAIN, HEXAGON:			EA	4								20	23
	RECEPTACLE MTG		A												

(1) SMR CODE	(2) FEDERAL STOCK NUMBER	(3) DESCRIPTION REF. NUMBER & MFR CODE	(4) USABLE ON CODE	(5) QTY INC IN UNIT MEAS	(6) 30 DAY DS MAINT ALLOWANCE			(7) 30 DAY DS MAINT ALLOWANCE			(8)	(9)	(10) ILLUS- TRATION	
					(A)	(B)	(C)	(A)	(B)	(C)	1-YR ALW PER 100 EQUIP CNTGY	DEPOT MAINT ALW PER 100 EQUIP	(A)	(B)
					1-20	21-50	51-100	1-20	21-50	51-100	EQUIP CNTGY	PER 100 EQUIP	FIG. NO.	ITEM NO.
P OR 2920	585-9860	GROUP 14 STARTER STARTER, ENGINE, ELECTRICAL (INCLUDES COMPONENTS OF REPAIR KIT, STOCK NO. 2920-536-5422) 1109949 (16764)	EA	1	1	*	1	1	*	1	15	2	21	
X1		HOUSING, ENGINE DRIVE ELECTRIC STARTER 1923452 (16764)	EA	1									21	1
X1		DRIVE, ENGINE, ELECTRICAL STARTER 1920919 (16764)	EA	1									21	2
X15305-01	18-1632	SCREW, CAP, HEXAGON HEAD: DRIVE SHAFT	EA	1									21	3
X1		SETSCREW: DRIVE SPRING 1905972 (16764)	EA	1									21	4
X1		WASHER, KEY: DRIVE SPRING SCREW 1902736 (16764)	EA	1									21	5
X1		SPRING, HELICAL TORSION: DRIVE 1905957 (16764)	EA	1									21	6
X1		HEAD, DRIVE: STARTER F4616 (72850)	EA	1									21	7
X1		END BELL, ELECTRICAL ROTATING EQUIPMENT: CENTER BEARING 1905937 (16764)	EA	1									21	8
X1		ARMATURE, MOTOR: 1925077 (16764)	EA	1	1								21	9
X1		COVER, ELECTRICAL CONTACT BRUSH ACCESS: STARTER 1913933 (16764)	EA	1									21	10
X1		SCREW, MACHINE: COVER MTG 453479 (16764)	EA	1									21	11
X1		NUT, PLAIN, HEXAGON: COVER MTG 432230 (16764)	EA	1									21	12
X1		BOLT, THRU 1914243 (16764)	EA	2									21	13
X1		WASHER, LOCK: THRU BOLT 453294 (16764)	EA	2									21	14
X1		FRAME: COMMUTATOR END 1915645 (16764)	EA	1									21	15
X1		PIN, GROOVED, HEADLESS: BRUSH HOLDER 1904430 (16764)	EA	2									21	16
X1		CUP, OIL, LUBRICATING: COMMUTATOR END 1914958 (16764)	EA	1									21	17
X1		WICK: COMMUTATOR ENO, OIL 802694 (16764)	EA	1									21	18
X1		PLUG, EXPANSION: COMMUTATOR END 1914854 (16764)	EA	1									21	19

(1) SMR CODE	(2) FEDERAL STOCK NUMBER	(3) DESCRIPTION REF. NUMBER & MFR CODE	(4) USABLE ON CODE	(5) QTY INC IN UNIT MEAS	(6) 30 DAY DS MAINT ALLOWANCE			(7) 30 DAY DS MAINT ALLOWANCE			(8) 1-YR ALW PER 100 EQUIP CNTGY	(9) DEPOT MAINT ALW PER 100 EQUIP	(10) ILLUS- TRATION	
					(A)	(B)	(C)	(A)	(B)	(C)			(A)	(B)
					1-20	21-50	51-100	1-20	21-50	51-100			FIG. NO.	ITEM NO.
X1	PIN, INSULATOR: BRUSH HOLDER 1904428 (16764)	STOP,	EA	2									21	20
X1	PIN, INSULATOR: BRUSH HOLOER 1904426 (16764)	HINGE,	EA	2									21	21
X1	PIN, GROOVED, HEADLESS: STOP, BRUSH HOLDER 1904431 (16764)		EA	2									21	22
X15315-733-8610	PIN, STRAIGHT, HEADLESS: COMMUTATOR END		EA	1									21	23
X1	LEAD, ELECTRICAL: BRUSH CONNECTOR AND GROUND 1914952 (16764)		EA	3									21	24
X15310-017-8369	WASHER, LOCK: ATTACHING	GROUND LEAD	EA	2									21	25
X1	SCREW, MACHINE: GROUND LEAD ATTACHING 122159 (16764)		EA	2									21	26
X1	LEAD ASSEMBLY, ELECTRICAL: BRUSH AND FIELD CONNECTOR 1929906 (16764)		EA	1									21	27
X15310-043-2226	WASHER, LOCK: ATTACHING, AND CENTER BEARING MTG	BRUSH LEAD	EA			4							21	28
X15305-043-6747	SCREW, MACHINE: ATTACHING, AND CENTER BEARING MTG	BRUSH LEAD	EA		4								21	29
X1	TERMINAL, STUD 811601 (16764)		EA	1									21	30
X15310-167-0837	WASHER, FLAT: SCREW	TERMINAL	EA		1								21	31
X1	NUT, PLAIN, HEXAGON: TERMINAL SCREW 1904419 (16764)		EA	3									21	32
X1	WINDING, MOTOR FIELD: LOWER 1889333 (16764)		EA	1									21	33
X1	POLE PIECE, MAGNET: STARTER 1904418 (16764)		EA	4									21	34
X1	WINDING, MOTOR FIELD: UPPER 1918232 (16764)		EA	1									21	35
X1	WINDING, MOTOR FIELD: SHUNT 1918233 (16764)		EA	1									21	36
X1	PIN: ENGINE STARTER ARMATURE FRAME 1914843 (16764)		EA	1									21	37
X15310-637-9541	WASHER, LOCK: SCREW	TERMINAL	EA		2								21	38
X1	KEY, WOODRUFF DRIVE, NO. 6 453325 (16764)	BENDIX	EA	1									21	39

(1) SMR CODE	(2) FEDERAL STOCK NUMBER	(3) DESCRIPTION REF. NUMBER & MFR CODE	(4) USABLE ON CODE	(5) QTY INC IN UNIT	(6) 30 DAY DS MAINT ALLOWANCE			(7) 30 DAY DS MAINT ALLOWANCE			(8) 1-YR ALW PER 100 EQUIP CNTGY	(9) DEPOT MAINT ALW PER 100 EQUIP	(10) ILLUS- TRATION	
					(A)	(B)	(C)	(A)	(B)	(C)			(A)	(B)
					1-20	21-50	51-100	1-20	21-50	51-100			FIG. NO.	ITEM NO.
		O EA, BEARING, SLEEVE: STARTER (1) 1880825 (24617) FSN 2920-661-8973 O EA, BEARING, SLEEVE: STARTER (1) 35058 (16764) FSN 3120-424-3756 O EA, PACKING, PREFORMED: STARTER (1) 1915149 (16764) FSN 5330-248-0208 O EA, SEAL, PLAIN ENCASED: STARTER (1) 1867150 (16764) FSN 5330-530-3122 O EA, WASHER, FLAT: STARTER (1) 1915148 (16764) FSN 5310-262-4764 O EA, WASHER, FLAT: STARTER (1) 1915154 (16764) FSN 5310-262-4488 O EA, WASHER, FLAT: STARTER (1) 1913969 (16764) FSN 5310-262-4826 O EA, WASHER, FLAT: STARTER (1) 1918227 (16764) FSN 5310-262-5435 O EA, WASHER, FLAT: STARTER (1) 1914844 (16764) FSN 5310-358-8214 O EA, WASHER, NONMETALLIC: STARTER (1) 822190 (16764) FSN 5310-032-1955 O EA, WASHER, NONMETALLIC: STARTER (1) 821453 (16764) FSN 5310-291-4619 O EA, WASHER, NONMETALLIC: STARTER (1) 1913939 (16764) FSN 5330-374-4446 GROUP 15 TACHOMETER DRIVE HOUSING AND GEAR												
X1	GASKET: SIDE COVER 10A9835 (81240)			EA	1								22	1
X20	COVER, SIDE: CRANKCASE 11A9849 (81240)		A	EA	1								22	2
X20	GAGE ROO, LIQUID LEVEL: CRANKCASE 10A9024 (81240)			EA	1								22	3
05310-261-7340	WASHER, LOCK: DRIVE HOUSING NTG GM103321 (81240)	TACHOMETER		EA	4								22	4

(1) SMR CODE	(2) FEDERAL STOCK NUMBER	(3) DESCRIPTION REF. NUMBER & MFR CODE		(4) USABLE ON CODE	(5) QTY INC IN UNIT	(6) 30 DAY DS MAINT ALLOWANCE			(7) 30 DAY DS MAINT ALLOWANCE			(8) 1-YR ALW PER 100 EQUIP CNTGY	(9) DEPOT MAINT ALW PER 100 EQUIP	(10) ILLUS- TRATION		
						(A)	(B)	(C)	(A)	(B)	(C)			(A)	(B)	
						1-20	21-50	51-100	1-20	21-50	51-100			FIG. NO.	ITEM NO.	
O5310-26	1-7340 MTG GM103321 (81240)	WASHER, LOCK:	SIDE COVER		EA	4									22	4
O5305-07	7-9835 SIDE COVER MTG GM179835 (81240)	SCREW, CAP, HEXAGON HEAD:		A	EA	12								22	5	
O5305-07	7-8935 SIDE COVER MTG GM179835 (81240)	SCREW, CAP, HEXAGON HEAD:		B	EA	10								22	5	
X20	GEAR, DRIVE: 10A16049 (81240)	TACHOMETER			EA	1								22	6	
O5315-08	8-5932 50A2837 (81240)	PIN, SPRING: GEAR MTG			EA	1								22	7	
X20	SHAFT: DRIVE GEAR 10A9852 (81240)				EA	1								22	8	
X20	WASHER, NONMETALLIC: TACHOMETER SHAFT TO SLEEVE 10A10334 (81240)				EA	1								22	9	
X20	SLEEVE: 10A7520 (81240)	SHAFT AND DRIVE GEAR			EA	1								22	10	
X20	HOUSING, TACHOMETER DRIVE 10A7523 (81240)				EA	1								22	11	
O5310-01	0-2635 TACHOMETER DRIVE HOUSING MTG 102635 (00000)	NUT, PLAIN, HEXAGON:			EA	2								22	12	
O5310-01	0-2635 COVER MTG 102635 (00000)	NUT, PLAIN, HEXAGON: SIDE		A	EA	4								22	12	
O5310-01	0-2635 COVER MTG 102635 (00000)	NUT, PLAIN, HEXAGON: SIDE		B	EA	6								22	12	
O5305-07	7-9839 TACHOMETER DRIVE HOUSING MTG 179839 (00000)	SCREW, CAP, HEXAGON HEAD:			EA	2								22	13	
X10	GASKET: TACHOMETER MTG 10A9851 (81240)				EA	1			SEE	KIT	FSN2805-627-2321			22	14	
X2F	SHAFT: GOVERNOR LEVER 10A10445 (81240)	GROUP 16 GOVERNOR AND CONTROLS			EA	1								23	1	
P F2910-	795-4620 63157 (79150)	SEAL, OIL: LEVER SHAFT			EA	1	1	1	3	1	1	3	30	100	23	2
X2F	BUSHING: LEVER SHAFT 10A9025 (81240)				EA	2								23	3	
X2F	FOLK, GOVERNOR 10A6018 (81240)				EA	1								23	4	
F5305-01	0-2881 10A10444 (81240)	SETSCREW:	SHAFT RETAINING		EA	1								23	5	
PFR2990-	710-9261 A5215 (77260)	GOVERNOR ASSEMBLY			EA	1	*	1	1	*	1	1	15	2		
X2F	RING, RETAINING X2971 (77260)				EA	1								23	6	
X2F	RETAINER X3201 (77260)				EA	1								23	7	

(1) SMR CODE	(2) FEDERAL STOCK NUMBER	(3) DESCRIPTION REF. NUMBER & MFR CODE	(4) USABLE ON CODE	(5) QTY INC IN UNIT	(6) 30 DAY DS MAINT ALLOWANCE			(7) 30 DAY DS MAINT ALLOWANCE			(8) 1-YR ALW PER 100 EQUIP CNTGY	(9) DEPOT MAINT ALW PER 100 EQUIP	(10) ILLUS- TRATION	
					(A)	(B)	(C)	(A)	(B)	(C)			(A)	(B)
					1-20	21-50	51-100	1-20	21-50	51-100			FIG. NO.	ITEM NO.
X1	RACE, BEARING G13028 ((77260)		EA	1									23	8
X2F	RISER 46183 (77260)		EA	1									23	9
X2F	CARRIER A6182 (77260)		EA	1									23	10
X2F	ROLLER A5223 (77260)		EA	2									23	11
X10	GROUP 17 MANIFOLDS GASKET: MANIFOLD MTG 10A5929 (81240)		EA	2		SEE	KIT	FSN2805-627-2319					24	1
X20	STUD, PLAIN: FRONT 10A7447 (81240)	MANIFOLD MTG,	EA	2									24	2
X20	STUD, PLAIN: REAR 15A13988 (81240)	MANIFOLD MTG,	EA	2									24	3
O5307-261	1-2638 MTG	STUD, PLAIN: COVER AND ELBOW	EA	6									24	4
X20	MANIFOLD, ENGINE 10A7695 (81240)	EXHAUST	EA	1									24	5
X20	COVER, EXHAUST 10A7931 (81240)	MANIFOLD	EA	1									24	6
O5310-261	1-7340 ELBOW MTG GM103321 (81240)	WASHER, LOCK: COVER AND	EA	6									24	7
O5310-655	5-9544 AND ELBOW MTG GM102635 (81240)	NUT, PLAIN, HEXAGON: COVER	EA	6									24	8
X20	MANIFOLD, ENGINE 10A13779 (1240)	INTAKE	EA	1									24	9
X20	PLUG, PIPE: GM444732 (81240)	INTAKE MANIFOLD	EA	2									24	10
X20	CLAMP: INTAKE AND EXHAUST MANIFOLD 10A9227 (81240)		EA	4									24	11
O5310-012	2-0383 MTG GM103322 (81240)	WASHER, LOCK: REAR CLAMP	EA	2									24	12
O5310-297	7-3249 MTG 50A1008 (81240)	NUT, PLAIN, HEXAGON: CLAMP	EA	4									24	13
X20	ELBOW, EXHAUST: TO MUFFLER 10A9363 ((81240)	MANIFOLD	EA	1									24	14
X20	GROUP 18 FAN, GUARD AND PULLEY PULLEY: COOLING FAN 11A7253 (81240)		EA	1									25	1

(1) SMR CODE	(2) FEDERAL STOCK NUMBER	(3) DESCRIPTION REF. NUMBER & MFR CODE		(4) USABLE UNIT ON CODE MEAS	(5) QTY INC IN UNIT	(6) 30 DAY DS MAINT ALLOWANCE			(7) 30 DAY DS MAINT ALLOWANCE			(8) 1-YR ALW PER 100 EQUIP CNTGY	(9) DEPOT MAINT ALW PER 100 EQUIP	(10) ILLUS- TRATION	
						(A)	(B)	(C)	(A)	(B)	(C)			(A)	(B)
						1-20	21-50	51-100	1-20	21-50	51-100			FIG. NO.	ITEM NO.
X20	HUB: COOLING FAN 10A7894 (81240)			EA	1									25	2
X20	SPACER: FAN TO HUB 10A16966 (81240)			EA	1									25	3
X20	GUARD: FAN 11A9238 (81240)			EA	1									25	4
X20	FAN, ENGINE COOLING 10A16072 (81240)			EA	1									25	5
O5310-01	0-3320 GM103320 (81240)	WASHER, LOCK:	FAN MTG	EA	4									25	6
O5306-57	7-5459 GM179822 (81240)	BOLT, MACHINE:	FAN MTG	EA	4									25	7
O5310-19	4-1540 GM103339 (81240)	WASHER, FLAT:	GUARD MTG	EA	6									25	8
O5310-07	2-0380 GM103319 (81240)	WASHER, LOCK:	GUARD MTG	EA	6									25	9
O5305-01	2-0628 GM13955 (81240)	SCREW, MACHINE:	GURAD MTG	EA	6									25	10
P 03030-28	88-3559 10A16422 (81240)	BELT, V: FAN DRIVE		EA	1	2	4	8	2	4	8	90	50	25	11
O5310-68	5-9544 MTG	GROUP 19 RADIATOR, SHROUD, GRILLE, LINES AND FITTINGS		EA	2									26	1
P 05330-28	98-0771 TO ADAPTER 10A2264 (04741)	WASHER, NONMETALLIC: FLANGE		EA	1	*	*	*	*	*	*	3	100	26	2
X20	FLANGE, RADIATOR CAP 10A2232 (81240)			EA	1									26	3
P 02930-35	4-0590 10A5007 (81240)	CAP, RADIATOR		EA	1	1	1	3	1	1	3	30	3	26	4
X20	STUD, PLAIN: TOP CONNECTOR MTG 10A8133 (81240)	TANK		EA	2									26	5
P 05330-85	1-4054 10A8132 (81240)	GASKET: CONNECTOR MTG		EA	1	2	4	8	2	4	8	90	100	26	6
X20	CONNECTOR: UPPER HOSE TO TANK 10A6811 (81240)		A	EA	1									26	7
X20	CONNECTOR: UPPER HOSE TO TANK, THERMOSTAT HOUSING 10A17049 (81240)		B	EA	1									26	7
X20	CLAMP, HOSE: GM105481 (81240)	UPPER TANK HOSE		EA	1									26	8
P 06620-85	5-1215 RADIATOR 50FHT (734751)	THERMOSTAT, FLOW CONTROL:		EA	1	1	2	4	1	2	4	45	50	26	9
P 06620-84	5-9246 RADIATOR J13990 (18163)	THERMOSTAT,	FLOW CONTROL	EA	1	1	2	4	1	2	4	45	50	26	9
P 02930-71	0-5581 TO INLET TUBE 10A7294 (81240)	HOSE, PREFORMED:	UPPER TANK	EA	1	*	1	1	*	1	1	15	25	26	10

(1) SMR CODE	(2) FEDERAL STOCK NUMBER	(3) DESCRIPTION REF. NUMBER & MFR CODE		(4) USABLE ON CODE	(5) QTY INC IN UNIT	(6) 30 DAY DS MAINT ALLOWANCE			(7) 30 DAY DS MAINT ALLOWANCE			(8) 1-YR ALW PER 100 EQUIP CNTGY	(9) DEPOT MAINT ALW PER 100 EQUIP	(10) ILLUS- TRATION		
						(A)	(B)	(C)	(A)	(B)	(C)			(A)	(B)	
						1-20	21-50	51-100	1-20	21-50	51-100			FIG. NO.	ITEM NO.	
P O2930	589-8572	HOSE, PREFORMED:	UPPER TANK		EA	1		*	1	1	*	1	15	25	26	10
		TO INLET TUBE														
	10A16432 (81240)		B													
X20		CLAMP, HOSE:	UPPER TANK HOSE		EA	1								26	11	
	GM105478 (81240)															
X20		TUBE: RADIATOR	INLET (WITH		EA	1								26	12	
		OPENING FOR BY-PASS TUBE)														
	12A7898 (81240)															
O4730-28	89-5935	CLAMP, HOSE:	BY-PASS HOSE		EA	2									26	13
M O		HOSE, RUBBER:	WATER BY-PASS		EA	1								26	14	
		MANUFACTURE FROM:														
			A													
		HOSE, RUBBER, 7 1/2 IN.														
		REQUIRED														
	FSN 4720-278-4888		A													
M O		HOSE, RUBBER:	WATER BY-PASS		EA	1									26	14
		MANUFACTURE FROM:														
	4720-278-4R88															
		HOSE, RUBBER, 9 1/2 IN.														
		REQUIRED														
			B													
O5310-26	1-7340	WASHER, LOCK:	SHROUD MTG		EA	12									26	15
	GM103321 (81240)															
O5310-26	1-7340	WASHER, LOCK:	BRACKET MTG		EA	2									26	15
	GM103321 (81240)															
O5310-08	7-7493	WASHER, FLAT:	SHROUD MTG		EA	2									26	16
O5305-01	7-9835	SCREW, CAP, HEXAGON HEAD:			EA	12								26	17	
		SHROUD MTG														
X20		SHROUD. FAN			EA	2								26	18	
	11A8150 (81240)															
X20		BRACKET: SIDE COVER			EA	2								26	19	
		FASTENERS, FRONT														
	TM3138 (81240)															
O5305-57	7-5462	SCREW, CAP, HEXAGON HEAD:			EA	2								26	20	
		BRACKET MTG														
O5310-01	2-1574	WASHER, LOCK:	TANK SPACER		EA	4									26	21
		MTG														
	GHM103325 (81240)															
O5310-01	0-2639	NUT, PLAIN, HEXAGON: TANK			EA	4								26	22	
		SPACER MTG														
	102639 (00000)															
O5310-01	1-5553	WASHER, LOCK: MTG LEG			EA	2								26	23	
	GM115553 (81240)															
O5310-01	2-2021	NUT, PLAIN, HEXAGON: MTG			EA	2								26	24	
		LEG														
	GM103030 (81240)															
X20		SPACER: TANK TO LEG			EA	2								26	25	
	10A8128 (81240)															
O5305-04	2-8696	SCREW, CAP, HEXAGON HEAD:			EA	2								26	26	
		TANK TO LEG MTG														
	GM271564 (81240)															
X20		STUD, PLAIN: MTG LEG ONE			EA	2								26	27	
		END 5/8-18 THD SIZE, OTHER														
		END 5/8-11 THD SIZE, 8-3/8														
		IN. LG														
	10A8126 ((81240)															

(1) SMR CODE	(2) FEDERAL STOCK NUMBER	(3) DESCRIPTION REF. NUMBER & MFR CODE	(4) USABLE UNIT ON CODE	(5) QTY INC IN UNIT	(6) 30 DAY DS MAINT ALLOWANCE			(7) 30 DAY DS MAINT ALLOWANCE			(8) 1-YR ALW PER 100 EQUIP CNTGY	(9) DEPOT MAINT ALW PER 100 EQUIP	(10) ILLUS- TRATION	
					(A)	(B)	(C)	(A)	(B)	(C)			(A)	(B)
					1-20	21-50	51-100	1-20	21-50	51-100			FIG. NO.	ITEM NO.
X20	PLUG, PIPE: RADIATOR DRAIN GM103879 (81240)		EA	2									26	28
M 04710	371-4945 TUBE, COPPER: RADIATOR MANUFACTURE FROM: ADAPTER, STRAIGHT, PIPE TO TUBE, 2 EA W68X4 (79470) FSN 4730-270-1791 NUT, TUBE COUPLING, 2 EA W61X4 (79470) FSN 4730-011-4627 SLEEVE, COMPRESSION, TUBE-HOSE FITTING, 2 EA W60X4 (79470) FSN 4730-278-8763 TUBE, COPPER, 3/8 IN, REQUIRED FSN 4710-277-5525		EA	1									26	29
X20	GRILLE: RADIATOR 10A8191 (81240)		EA	2									26	30
X20	ADAPTER: RADIATOR CAP 11A2245 (81240)		EA	1									26	31
O5310-010	30-3320 WASHER, LOCK:	CONNECTOR MTG	EA	2									26	32
O5310-010	20-2636 NUT, PLAIN, HEXAGON: CONNECTOR MTG		EA	2									26	33
X10	PACKING, PREFORMED: WATER INLET TUBE 10A5956 (81240)		EA	2		SEE	KIT	FSN2805-627	-2319				26	34
X20	CLAMP, HOSE: BOTTOM TANK HOSE GM105480 (81240)		EA	2									26	35
P 02930-677	4372 HOSE, PREFORMED: TO PUMP 10A7815 (81240)	BOTTOM TANK	EA	1	*	1	1	*	1	1	15	25	26	36
P 02930-895	3231 HOSE, PREFORMED: TO PUMP 10A16431 (81240)	BOTTOM TANK A	EA	1	*	1	1	*	1	1	15	25	26	36
X20	STUD, PLAIN: BOTTOM TANK SPACER 10A8127 (81240)	B	EA	2									26	37
X20	STRIP, MOUNTING: RADIATOR 10A8139 (81240)		EA	1									26	38
X20	PLUG, PIPE: OVERFLOW TUBE HOLE GM103877 (81240)		EA	1									26	39
O5307-268	3-5757 STUD, PLAIN: CAP ADAPTER MTG		EA	2									26	40
P 05330-344	8339 GASKET: ADAPTER TO TOP TANK 10A325 (81240)		EA	1	*	*	*	*	*	*	3	25	26	41
PFR2930-747	9778 CORE, RADIATOR, ENGINE COOLING 573 (46529)		EA	1	*	*	*	*	*	*	3	5	27	1
X2F	TANK, TOP: RADIATOR 1088189 (81240)		EA	1									27	2

(1) SMR CODE	(2) FEDERAL STOCK NUMBER	(3) DESCRIPTION REF. NUMBER & MFR CODE	(4) USABLE ON CODE	(5) QTY INC IN UNIT MEAS	(6) 30 DAY DS MAINT ALLOWANCE			(7) 30 DAY DS MAINT ALLOWANCE			(8) 1-YR ALW PER 100 EQUIP CNTGY	(9) DEPOT MAINT ALW PER 100 EQUIP	(10) ILLUS- TRATION			
					(A)	(B)	(C)	(A)	(B)	(C)			(A)	(B)		
					1-20	21-50	51-100	1-20	21-50	51-100			FIG. NO.	ITEM NO.		
X2F	STRIP, SHORT: UPPER AND LOWER TANK MTG 10A8154 (81240)			EA	4								27	3		
P F2930-	757-2515 10A8149 (81240)	GASKET: TIP AND BOTTOM TANK		EA	2	1	1	3	1	1	3	30	50	27	4	
X2F	TANK, BOTTOM: RADIATOR 10A7800 (81240)			EA	1									27	5	
X2F	NIPPLE, PIPE: TO HOSE 50A2390 (8124Q)	ROTTOM TANK		EA	1									27	6	
F5306-207-	3811 TOP TANK MTG	BOLT, MACHINE: BOTTOM AND	A	EA	44									27	7	
X2F	PLATE, MOUNTING RADIATOR 10A8153 (81240)			EA	4									27	8	
X20	GROUP 20 WATER PUMP BRACE: WATER PUMP 10A12906 (81240)			EA	1									28	1	
P 02930-	785-8012 10R887 (81240)	PUMP, WATER	A	EA	1	1	1	1	3	1	1	3	30	25	28	2
X1	COVER: WATER PUMP 10A7896 (81240)		A	EA	1									28	3	
X1	IMPELLER, PUMP CENTRIFUGAL 10A6006 (81240)		A	EA	1									28	4	
X1	SEAL, WATER PUMP SHAFT 10A3046 (81240)		A	EA	1									28	5	
X1	RING, RETAINING OIL SLINGER 10A1203 (81240)		A	EA	1									28	6	
X1	SHAFT AND BEARING ASSEMBLY: WATER PUMP 10A5916 (81240)		A	EA	1									28	7	
X1	GASKET: COVER TO PUMP 10A7201 (81240)		A	EA	1									28	8	
X15306-010-	0125 BOLT, MACHINE: COVER MTG		A	EA	1									28	9	
X1	WASHER, LOCK: GM103320 (81240)	COVER MTG	A	EA	3									28	10	
X1	NUT, PLAIN, HEXAGON: COVFR MTG 102634 (00000)		A	EA	3									28	11	
X1	BOLT, MACHINE: GM179821 (81240)	COVER MTG	A	EA	1									28	12	
X15306-261-	1848 BOLT, MACHINE: COVER MTG		A	EA	1									28	13	
X1	SPRING, LOCK: 10A7183 (81240)	PUMP SHAFT	A	EA	1									28	14	
O5310-07z-	0214 GM103320 (81240)	WASHER, LOCK: BRACE MTG	A	EA	1									28	15	
O5310-070-	2634 MTG G102634 (81240)	NUT, PLAIN, HEXAGON: BRACE		EA	1									28	16	

(1) SMR CODE	(2) FEDERAL STOCK NUMBER	(3) DESCRIPTION REF. NUMBER & MFR CODE		(4) USABLE ON CODE	(5) QTY INC IN UNIT	(6) 30 DAY DS MAINT ALLOWANCE			(7) 30 DAY DS MAINT ALLOWANCE			(8) 1-YR ALW PER 100 EQUIP CNTGY	(9) DEPOT MAINT ALW PER 100 EQUIP	(10) ILLUS- TRATION		
						(A)	(B)	(C)	(A)	(B)	(C)			(A)	(B)	
						1-20	21-50	51-100	1-20	21-50	51-100			FIG. NO.	ITEM NO.	
O5306-63	7-9344	BOLT, MACHINE:	COVER, BRACE,		EA	2									28	17
	AND ADJUSTING BAR MTG GM179826 (81240)															
X20	ELBOW, PIPE: BY-PASS TUBE GM120063 (81240)	WATER PUMP TO			EA	2								28	18	
X20	BUSHING, PIPE: TO BY-PASS TUBE GM119932 (81240)	WATER PUMP			EA	1								28	19	
X20	NIPPLE, PIPE: TO BY-PASS TUBE 10A13655 (81240)	WATER PUMP			EA	1								28	20	
O5305-58	0-1310	SCREW, CAP, HEXAGON HEAD: COVER TO CRANKCASE MTG GM178939 (81240)			EA	3								28	21	
O5310-26	1-7340	WASHER, LOCK:	MTG SCREW		EA	3									28	22
P 05330-67	6-9030	PACKING, PREFORMED: WATER PUMP TUBE 10A5956 (81240)			EA	2	4	8	15	4	8	15	180	200	28	23
X20	TUBE: WATER PUMP TO CYLINDER HEAD 11A7890 (81240)				EA	1								28	24	
O5310-22	7-6566	WASHER, FLAT:	BRACE MTG		EA	1									28	25
P 02930-58	89-8552	PUMP, WATER			EA	1	1	1		3	1	1	3	30	25	
X15306-01	10-0125	BOLT, MACHINE:	COVER MTG		EA	1										
X1	COVER: WATER PUMP 10A7896 (81240)				EA	1										
X1	IMPELLER, PUMP CENTRIFUGAL 10A6006 (81240)				EA	1										
X1	SEAL, WATER PUMP SHAFT 10A3046 (81240)				EA	1										
X1	RING, RETAINING OIL SLINGER 10A7203 (81240)				EA	1										
X1	SHAFT AND BEARING ASSEMBLY: WATER PUMP 10A5916 (81240)				EA	1										
X1	GASKET: COVER TO PUMP 10A7201 (81240)				EA	1										
X1	WASHER, LOCK: GM103320 (81240)	COVER MTG			EA	3										
X1	NUT, PLAIN, HEXAGON: COVER MTG 102634 (00000)				EA	3										
X1	BOLT, MACHINE: 179821 (00000)	COVER MTG			EA	1										
X15306-26	1-1848	BOLT, MACHINE:	COVER MTG		EA	1										
X1	SPRING, LOCK: 10A7183 (81240)	PUMP SHAFT			EA	1										

(1) SMR CODE	(2) FEDERAL STOCK NUMBER	(3) DESCRIPTION REF. NUMBER & MFR CODE	(4) USABLE ON CODE	(5) QTY INC IN UNIT MEAS	(6) 30 DAY DS MAINT ALLOWANCE			(7) 30 DAY DS MAINT ALLOWANCE			(8) 1-YR ALW PER 100 EQUIP CNTGY	(9) DEPOT MAINT ALW PER 100 EQUIP	(10) ILLUS- TRATION			
					(A)	(B)	(C)	(A)	(B)	(C)			(A)	(B)		
					1-20	21-50	51-100	1-20	21-50	51-100			FIG. NO.	ITEM NO.		
X2FR		GROUP 21 ENGINE, CYLINDER BLOCK, HEAD, COVER, EXHAUST VALVE AND BREATHER ENGINE, GASOLINE: MINNEAPOLIS MCLINE MODEL M220A4A		EA	1											
X2FR		14R211 (81240) ENGINE, GASOLINE: MOLINE	A	EA	1											
X20		MODEL 622084A 14R27 (81240) COVER, CYLINDER HEAD	B	EA	1							29	1			
P 02805-618-0607		10A7895 (81240) BREATHER: CRANKCASE	A	EA	1	*	*	1	*	*	1	6	10	29	2	
P 02505-306-5688		S1-96 1(8240) CAP, BREATHER: CRANKCASE	A	EA	1	*	*	*	1	*	*	1	9	10	29	2
O5310-012-0377		10A10401 (81240) NUT, PLAIN, HEXAGON: COVER MTG	B	EA	4									29	3	
O5310-428-7322		10A6425 (81240) WASHER, FLAT: COVER MTG		EA	4									29	4	
X10		10A6005 (81240) GASKET: CYLINDER HEAD COVER MTG		EA	1		SEE	KIT	FSN2805-627-2319					29	5	
X2F		10A10045 (81240) ADAPTER: CYLINDER HEAD TO COVER		EA	1									29	6	
X10		10A6009 (81240) GASKET: ADAPTER TO HEAD MTG		EA	1		SEE	KIT	FSN 2805-627-2319					29	7	
P F2805-374-9746		M513998-1 (96906) CAP, VALVE STEM		EA	3	3	5	10	3	5	10	120	160	29	8	
P F2805-374-9745		MS139971 (96906) RETAINER, VALVE SPRING SEAT		EA	16	5	10	20	5	10	20	240	160	29	9	
P F2805-345-7395		MS139971 (96906) RETAINER, VALVE ROTATING SPRING		EA	8	1	2	4	1	2	4	48	80	29	10	
P F2805-256-7159		10A3300 (81240) SPRING, HELICAL, COMPRESSION: VALVE		EA	8	5	10	20	5	10	20	240	200	29	11	
P F2805-713-9812		10A6435 (81240) GUIDE, VALVE		EA	8	3	5	10	3	5	10	120	200	29	12	
X10		10A14027 ((81240) PACKING PREFORMED: CONNECTING TUBES	A	EA	4		SEE	KIT	FSN2805-627-2319					29	13	
X20		10A5956 (81240) PLUG, EXPANSION: REAR CYLINDER HEAD AND CYLINDER BLOCK		EA	2									29	14	
PFR2805-524-8867		10A5969 (81240) CYLINDER HEAD, GASOLINE ENGINE		EA	2	*	1	1	*	1	1	12	4	29	15	
X20		11A5857 (81240) PLUG, EXPANSION: CYLINDER HEAD	A	EA	4									29	16	
X2F		10A6403 (81240) GUIDE, VALVE	A	EA	8											

(1) SMR CODE	(2) FEDERAL STOCK NUMBER	(3) DESCRIPTION REF. NUMBER & MFR CODE	(4) USABLE ON CODE	(5) QTY INC IN UNIT	(6) 30 DAY DS MAINT ALLOWANCE			(7) 30 DAY DS MAINT ALLOWANCE			(8) 1-YR ALW PER 100 EQUIP CNTGY	(9) DEPOT MAINT ALW PER 100 EQUIP	(10) ILLUS- TRATION			
					(A)	(B)	(C)	(A)	(B)	(C)			(A)	(B)		
					1-20	21-50	51-100	1-20	21-50	51-100			FIG. NO.	ITEM NO.		
X2F	SEAT, VALVE: EXHAUST 10A13684 (81240)		A	EA	4											
P F2805-874-9755	VALVE, POPPET, ENGINE 10A4869 (81240)			EA	8	5	10	20	5	10	20	240	200	29	17	
X10	GASKET: CYLINDER HEAD MTG 10A13667 (81240)			EA	2		SEE	KIT	FSN2805-627		-2319			29	18	
X2HR	BLOCK, CYLINDER 11A13662 (81240)			EA	2									29	18	
X20	PLUG, EXPANSION: CYLINDER BLOCK 10A6403 (81240)			EA	4											
X10	GASKET: CYLINDER BLOCK MTG 10A15363 (81240)			EA	2		SEE	KIT	FSN2805-627		-2321			29	20	
H5310-010-3323	WASHER, LOCK: MTG GM103323 (81240)	CYLINDER BLOCK		EA	12										29	21
H5305-017-9896	SCREW, CAP, HEXAGON HEAD: CYLINDER BLOCK MTG GM179896 (81240)			EA	2									29	22	
H5306-212-6331	BOLT, MACHINE: BLOCK MTG	CYLINDER		EA	4									29	23	
P F2805-706-2194	SEAT, VALVE: EXHAUST 10A13684 (81240)			EA	4	2	3	6	2	3	6	72	100	29	24	
X2H	TUBE, ENGINE CYLINDER BLOCK 10A10007 (81240)			EA	2									29	25	
P 04820-276-9040	COCK, DRAIN: GM103647 (81240)	CYLINDER BLOCK		EA	2	*	*		1	*	*	1	9	10	29	26
H5505-018-0180	SCREW, CAP, HEXAGON HEAD: CYLINDER BLOCK MTG GM179888 (81240)			EA	6									29	27	
X20	PLUG, PIPE: GM444794 (81240)	CYLINDER BLOCK		EA	2									29	28	
X2F	STUD, PLAIN: ROCKER ARM 10A5946 (81240)	COVER MTG AND		EA	4									29	29	
X20	EYEBOLT: CYLINDER HEAD LIFTING 10A10804 (81240)			EA	1									29	30	
F5310-010-3028	NUT, PLAIN, HEXAGON: CYLINDER HEAD MTG			EA	18									29	31	
F5305-017-9845	SCREW, CAP, HEXAGON HEAD: ADAPTER MTG 179845 (00000)			EA	2									29	32	
F5310-261-7340	WASHER, LOCK: GM103321 (81240)	ADAPTER MTG		EA	2									29	33	
X2F	STUD, PLAIN: MTG 10A5936 (81240)	CYLINDER HEAD		EA	8									29	34	
X2F	STUD, PLAIN: MTG 10A5937 (81240)	CYLINDER HEAD		EA	4									29	35	
X2F	STUD, PLAIN: MTG 10A5935 (81240)	CYLINDER HEAD		EA	6									29	36	

(1) SMR CODE	(2) FEDERAL STOCK NUMBER	(3) DESCRIPTION REF. NUMBER & MFR CODE	(4) USABLE ON CODE	(5) QTY INC IN UNIT	(6) 30 DAY DS MAINT ALLOWANCE			(7) 30 DAY DS MAINT ALLOWANCE			(8) 1-YR ALW PER 100 EQUIP CNTGY	(9) DEPOT MAINT ALW PER 100 EQUIP	(10) ILLUS- TRATION	
					(A)	(B)	(C)	(A)	(B)	(C)			(A)	(B)
					1-20	21-50	51-100	1-20	21-50	51-100			FIG. NO.	ITEM NO.
P 02805-627-2321	(INCLUDES COMPONENTS OF PARTS KIT, STOCK NO. 2805-627-2319) 10R973 (81240) 1 EA, FELT, MECHANICAL, PREFORMED: REAR BEARING CAGE, CRANKSHAFT LOA6958 (81240) FSN 5330-654-3530 1 EA, GASKET: CARBURETOR MTG 10A7213 (81240) FSN 5330-190-4243 2 FA, GASKET: CYLINDER BLOCK MTG 10A15363 (81240) FSN 2805-870-7495 1 FA, GASKET: FRONT END COVER, CRANKCASE 10A6020 (81240) FSN 2805-591-8695 1 EA, GASKET: MAGNETO MTG 10A6427 (81240) FSN 2920-354-0467 1 EA, GASKET: OIL SEAL RETAINER 10A6418 (81240) FSN 2805-599-4413 1 EA, GASKET: REAR BEARING CAGE, CRANKSHAFT (2) 10A6417 (81240) FSN 5330-593-8695 1 EA, GASKET: SIDE COVER 10A9835 (81240) FSN 2805-713-3743 1 EA, GASKET: TACHOMETER MTG 10A9851 (81240) FSN 2805-593-8699 O EA, WASHER, NONMETALLIC: DISTRIBUTOR MTG (1) 10A6398 (81240) FSN 5330-297-0244	ENGINE OVERHAUL	EA	1	1	2	5	1	2	5	54	100		
P 02805-627-2319	10R972 (81240) 1 EA, GASKET: ADAPTER TO HEAD 10A6009 (81240) FSN 2805-870-4184 1 EA, GASKET: CYLINDER HEAD COVER MTG 10A6005 (81240) FSN 2805-585-8273 2 EA, GASKET: CYLINDER HEAD MTG 10A13667 (81240) FSN 2805-713-1337 2 FA, GASKET: MANIFOLD MTG 1045929 (81240) FSN 5330-542-1771 6 EA, PACKING, PREFORMED: CONNECTING TUBES AND WATER INLET TUBE 10A5956 (81240) FSN 5330-676-9030	PARTS KIT: VALVE GRINDING ADAPTER TO	EA	1	2	4	8	2	4	8	90	*		

(1) SMR CODE	(2) FEDERAL STOCK NUMBER	(3) DESCRIPTION REF. NUMBER & MFR CODE	(4) USABLE ON CODE	(5) QTY INC IN UNIT	(6) 30 DAY DS MAINT ALLOWANCE			(7) 30 DAY DS MAINT ALLOWANCE			(8)	(9)	(10) ILLUS- TRATION	
					(A)	(B)	(C)	(A)	(B)	(C)	1-YR ALW PER 100 EQUIP CNTGY	DEPOT MAINT ALW PER 100 EQUIP	(A)	(B)
					1-20	21-50	51-100	1-20	21-50	51-100	EQUIP CNTGY	100 EQUIP	FIG. NO.	ITEM NO.
PFR2805	1 EA, SEAL, OIL: OIL SUPPLY LINE 10A6015 (81240) FSN 5330-730-7591	HEAD, CYLINDER:		EA	2	*	1	1	*	1	1	12	4	
X20	ENGINE 11A5857A (81240)		B	EA	4									
X2F	PLUG, EXPANSION: CYLINDER HEAD 10A6403 (81240)		B	EA	8									
X2F	GUIDE, VALVE 10A14027 (81240)		B	EA	4									
X20	SEAT, VALVE: EXHAUST 10A13684 (81240) GROUP 22 CRANKCASE, CRANKSHAFT BEARING CASE AND OIL STRAINER		B	EA	1								30	1
O5305-01	PLUG, EXPANSION: CRANKCASE GM172600 (81240)			EA	4								30	2
F5305-01	4-5368 SCREW, DRIVE: INTERCHANGEABLE PARTS	PLATE MTG,		EA	16								30	2
O5305-01	4-5368 SCREW, DRIVE: CORPS OF ENGINEERS PLATE MTG		A	EA	1								30	3
Z	4-5368 SCREW, DRIVE: PLATES MTG	IDENTIFICATION		EA	1								30	3
Z	PLATE: ENGINE NO. BY PLATE, STOCK NO. 9905-807-3712 10A16047 (81240)	(REPLACED		EA	1								30	4
X20	PLATE, IDENTIFICATION: SERIAL NUMBER, ENGINE (REPLACED BY PLATE, STOCK NO. 9905-807-3712) A4WHS226-2 (10941)			EA	1								30	5
X2H	PLATE, INTERCHANGEABLE PARTS: ENGINE 2 3/4 IN. HIGH, 5 IN. WIDE X6066 (14351)			EA	1								30	6
X2H	CRANKCASE: ENGINE 11A13660 (81240)			EA	2								30	7
X2H	BUSHING: GOVERNOR SHAFT 10A9025 (81240)			EA	4								30	8
X2H	WASHER, FLAT: FRONT AND CENTER BEARING CAP 10A5285 (81240)			EA	4								30	9
X1	BOLT, SELF-LOCKING: FRONT AND CENTER BEARING CAP 9409055 (81240)			EA	2								30	
X2H	CAP, BEARING: CRANKSHAFT, FRONT AND CENTER 10A13658 (81240)			EA	2								30	
X2H	BEARING, SLEEVE: OIL PUMP SHAFT 10A6380 (81240)1			EA	2								30	

(1) SMR CODE	(2) FEDERAL STOCK NUMBER	(3) DESCRIPTION REF. NUMBER & MFR CODE	(4) USABLE ON CODE	(5) QTY INC IN UNIT	(6) 30 DAY DS MAINT ALLOWANCE			(7) 30 DAY DS MAINT ALLOWANCE			(8) 1-YR ALW PER 100 EQUIP CNTGY	(9) DEPOT MAINT ALW PER 100 EQUIP	(10) ILLUS- TRATION			
					(A)	(B)	(C)	(A)	(B)	(C)			(A)	(B)		
					1-20	21-50	51-100	1-20	21-50	51-100			FIG. NO.	ITEM NO.		
X2H	CAP, BEARING: FRONT AND CENTER 100A6587 (81240)	CAMSHAFT,		EA	2											
X2H	CAP, BEARING: REAR 10A6381 (81240)	CAMSHAFT		EA	1											
H5305-017	9845	SCREW, CAP, HEXAGON HEAD: CAMSHAFT BEARING CAP MTG GM179845 (81240)		EA	6											
H5310-281	7340	WASHER, LOCK: CAMSHAFT BEARING CAP MTG 103321 (00000)		EA	6											
X20	PLUG, PIPE: CRANKCASE 10A6378 (81240)			EA	1								30	10		
M F	ADAPTER, STRAIGHT, PIPE TO TUBE: ADAPTER TO CRANKCASE MANUFACTURE FROM: PIPE, STEEL, 10 3/4 IN. REQUIRED FSN 4710-162-1015			EA	1								30	11		
F5310-976	9214	WASHER, FLAT: OIL SUPPLY LINE 50A2041 (81240)		EA	1									30	12	
X10	SEAL, OIL: OIL SUPPLY LINE 10A6015 (81240)			EA	1		SEE	KIT	FSN2805-627	-2319			30	13		
X2F	CUP: OIL SEAL RETAINER 10A10040 (81240)			EA	1								30	14		
X2F	NUT, OIL LINE 10A6016 (81240)			EA	1								30	15		
X2F	TUBE, OIL: ROCKER ARMS 10A7202 (81240)			EA	1								30	16		
P H2805-374	9714	BEARING, SLEEVE: REAR MS13965-1 (96906)	CRANKSHAFT,	EA	2					1	1	2	24	200	30	17
H5305-527	4194	SCREW, CAP, HEXAGON HEAD: REAR BEARING CAGE MTG GM179885 (81240)		EA	6									30	18	
X10	FELT, MECHANICAL, REAR BEARING CAGE, CRANKSHAFT 10A6958 (81240)		PREFORMED:	EA	1		SEE	KIT	FSN2805-627	2321				30	19	
X2F	RETAINER: BEARING FELT 11A6416 (81240)	CRANKSHAFT REAR		EA	1									30	20	
X2H	CAGE, BEARING: REAR 11B3202 (81240)	CRANKSHAFT,		EA	1									30	21	
X2H	BOLT: BEARING CAP MTG 50A824 (81240)			EA	2									30	22	
X1	CAP, BEARING: REAR 10A3203 (81240)	CRANKSHAFT,		EA	1									30	23	
F5310-582	5965	WASHER, LOCK: RETAINER MTG		EA	6									30	24	
X2F	SCREW, MACHINE: RETAINER MTG GM113955 (81240)			EA	6									30	25	

(1) SMR CODE	(2) FEDERAL STOCK NUMBER	(3) DESCRIPTION REF. NUMBER & MFR CODE	(4) USABLE ON CODE	(5) QTY INC IN UNIT	(6) 30 DAY DS MAINT ALLOWANCE			(7) 30 DAY DS MAINT ALLOWANCE			(8) 1-YR ALW PER 100 EQUIP CNTGY	(9) DEPOT MAINT ALW PER 100 EQUIP	(10) ILLUS- TRATION	
					(A)	(B)	(C)	(A)	(B)	(C)			(A)	(B)
					1-20	21-50	51-100	1-20	21-50	51-100			FIG. NO.	ITEM NO.
X1	GASKET: 10A6418 (81240)	OIL SEAL RETAINFR	EA	1									30	2f
X2H	WASHER, FLAT: CAP MTG 10A5285 (81240)	REAR BEARING	EA	2										
X2H	BEARING, SLEEVE: CRANKSHAFT, REAR MS13965-1 (96906)		EA	2										
X2F	RETAINER: CRANKSHAFT REAR BEARING FELT 11A6416 (81240)		EA	1										
X10	GASKET: REAR BEARING CAGE, CRANKSHAFT 10A6417 (81240)		EA	1		SEE	KIT	FSN2805-627	-2321				30	27
X20	COVER: TIMING HOLE 10A9304 (81240)		EA	1									30	28
O5310-01	0-3319 COVER MTG	WASHER, LOCK: TIMING HOLE	EA	1									30	79
F5310-01	0-3319	WASHER, LOCK: OIL TUBE MTG	EA	4									30	29
O5305-01	1-3955 COVER MTG 113955 (00000)	SCREW, MACHINE: TIMING HOLE	EA	1									30	30
F5305-01	1-3955 MTG 113955 (00000)	SCREW, MACHINE: OIL TUBE	EA	4									30	30
X2F	ADAPTER, STRAIGHT, PIPE TO TUBE: REAR CRANKSHAFT BEARING OIL TUBE GM114640 (81240)		EA	1									30	31
P F2805-339	5691 10A2015 (81240)	SCREEN, STRAINER	EA	1	*	*	1	*	*	1	9	5	30	32
X2H	CAP, BEARING: 10A6381 (81240)	CAMSHAFT, REAR	EA	1									30	33
H5310-26	1-7340 BEARING CAP MTG 103321 (00000)	WASHER, LOCK: CAMSHAFT	EA	6									30	34
H5305-01	7-9845 CAMSHAFT BEARING CAP MTG GM179845 (81240)	SCREW, CAP, HEXAGON HEAD:	EA	6									30	35
X20	STUD, PLAIN: 10A9B38 (81240)	SIDE COVER MTG	EA	4									30	36
O5307-26	8-5748	STUD, PLAIN: SIDE COVER MTG A B	EA	4									30	36
X2F	TUBE, OIL CRANKSHAFT BEARING 10A10202 (81240)	FRONT AND CENTER	EA	2									30	37
X2H	CAP, BEARING: FRONT AND CENTER 10A6587 (81240)	CAMSHAFT,	EA	2									30	38
O4730-28	9-2830 TUBE	BUSHING, PIPE: OIL PRESSURE A	EA	1									30	39
X20	PLUG, PIPE: END GM444740 (81240)	CRANKCASE, FRONT	EA	2									30	40
F5307-26	1-0446 MTG LEG	STUD, PLAIN: FRONT ENGINE A	EA	2									30	41

(1) SMR CODE	(2) FEDERAL STOCK NUMBER	(3) DESCRIPTION REF. NUMBER & MFR CODE	(4) USABLE ON CODE	(5) QTY INC IN UNIT	(6) 30 DAY DS MAINT ALLOWANCE			(7) 30 DAY DS MAINT ALLOWANCE			(8) 1-YR ALW PER 100 EQUIP CNTGY	(9) DEPOT MAINT ALW PER 100 EQUIP	(10) ILLUS- TRATION		
					(A)	(B)	(C)	(A)	(B)	(C)			(A)	(B)	
					1-20	21-50	51-100	1-20	21-50	51-100			FIG. NO.	ITEM NO.	
O5310-01	0-2634	NUT, PLAIN, HEXAGON: TIMING		EA	1								30	42	
	INDICATOR		A	EA	1								30	43	
M O	INDICATOR, TIMING MANUFACTURE FROM:		A	EA	1								30	44	
	STUD, PLAIN, 1 EA FSN 5307-010-3182		A	EA	1								30	44	
X2F	BOLT, MACHINE: 179812 (00000)	COVER MTG		EA	4								30	44	
F5310-01	0-3320	WASHER, LOCK: COVER MTG		EA	4								30	45	
	103320 (00000)			EA	1								30	46	
X2F	COVER: FRONT BEARING RETAINER 10A12699 (81240)			EA	1								30	46	
P F5330-	618-1741	SEAL, PLAIN, ENCASED: FRONT COVER 10A17051 ((81240)		EA	1	1	1	3	1	1	3	30	100	30	47
X10	GASKET: FRONT END COVER, CRANKCASE 1046020 (81240)			EA	1		SEE	KIT	FSN2805-627	-2321			30	48	
X20	PLUG, PIPE, MAGNETIC: CRANKCASE DRAIN 10A13780 ((81240)		A	EA	1								30	49	
O4730-27	8-3357	PLUG, PIPE: OIL DRAIN		EA	1								30	49	
			B	EA	6								30	50	
X20	STUD, PLAIN: OIL PUMP AND TACHOMETER DRIVE HOUSING MTG 10A6431 (81240)			EA	1								30	51	
X2F	TUBE, OIL: REAR CRANKSHAFT BEARING 10A7313 (81240)			EA	1								30	52	
X2F	NUT, TUBE COUPLING: REAR CRANKSHAFT BEARING OIL TUBE GM114630 (81240)			EA	1								30	53	
X2F	SLEEVE, COMPRESSION, TUBE-HOSE FITTING: REAR BEARING OIL TUBE GM114631 (81240)			EA	1								30	53	
F5315-01	2-0123	PIN, COTTER: STRAINER TO		EA	1								30	54	
	CONNECTOR GM103386 (81240)			EA	1								30	55	
X2F	CONNECTOR: CRANKCASE 10A7484 (81240)	OIL STRAINER TO		EA	1								30	56	
X2F	CONNECTOR: REAR CRANKSHAFT REAR OIL TUBE 10A6588 (81240)			EA	1								30	56	
	GROUP 23 COVERS, STARTING CRANK, OIL FILTER AND TIMING INDICATOR			EA	1								31	1	
X20	COVER, SIDE: CRANKCASE 11A16837 (81240)		B	EA	1								31	1	
O5306-01	0-6324	BOLT, MACHINE: ADAPTER MTG	B	EA	3								31	2	
			B												

(1) SMR CODE	(2) FEDERAL STOCK NUMBER	(3) DESCRIPTION REF. NUMBER & MFR CODE		(4) USABLE ON CODE	(5) QTY INC IN UNIT MEAS	(6) 30 DAY DS MAINT ALLOWANCE			(7) 30 DAY DS MAINT ALLOWANCE			(8) 1-YR ALW PER 100 EQUIP CNTGY	(9) DEPOT MAINT ALW PER 100 EQUIP	(10) ILLUS- TRATION			
						(A)	(B)	(C)	(A)	(B)	(C)			(A)	(B)		
						1-20	21-50	51-100	1-20	21-50	51-100			FIG. NO.	ITEM NO.		
05310-010	0-3320	WASHER, LOCK:	ADAPTER MTG		EA	3											
P 02805-593	8701	GASKET: AOAPTFR TO SIDE			EA	1	2	4	1	2	4	45	100	31	4		3
		COVER															
		10A16840 (81240)	B											31	5		
X20		ADAPTER: OIL FILLER			EA	1											
		10A16842 (81240)	B														
O5307-288	8-5758	STUD, PLAIN: SIDE	COVER AND		EA	2											6
		CRANK CLIP MTG															
X20		COVER, CYLINDER HEAD			EA	1								31	7		
		10A16836 (81240)	B														
X20		POINTER: TIMING			EA	1								31	8		
		10A12596 (81240)	B														
X20		SPACER: TIMING	POINTER MTG		EA	2								31	9		
		1047082 (81240)	B														
X20		CRANK, HAND STARTING			EA	1								31	10		
		11A17296 (81240)	B														
X1		PIN, CRANK			EA	1								31	11		
		10A9593 (81240)	B														
X20		SPACER: CLIP TO SIDE COVER			EA	3								31	12		
		A300-808 (10941)	B														
O5340-200	0-2755	CLAMP, LOOP: FUEL LINE			EA	2								31	13		
X20		CLIP: CRANK MTG			EA	3								31	14		
		1A17297 (81240)	B														
O5310-010	0-0308	WASHER, FLAT: CLIP MTG			EA	3								31	15		
O5310-017	7-8554	WASHER, LOCK:	CLIP MTG		EA	3											
O5305-017	7-9848	SCREW, CAP, HEXAGON HEAD:			EA	1								31	17		16
		CLIP MTG															
		GROUP 24															
		CAMSHAFT AND TIMING GEARS															
F5315-013	7-7185	PIN, COTTER: ROCKER ARM			EA	2								32	1		
		SHAFT															
		GM103385 (81240)															
X2F		BRACKET: ROCKER ARM			EA	4											
		10A5915 (81240)															
P F2805-706	2-2194	ROCKER ARM, VALVE: FRONT			EA	4	REF	REF	REF	REF	REF	REF	REF	32	3		
		INTAKE AND REAR EXHAUST															
		10A6350 (81240)															
P F2805-711	1-0419	SCREW, ADJUSTING:	ROCKER		EA	8	1	2	4	1	2	4	48	80	32		4
		ARM															
		10A9689 (81240)															
P F2805-687	3-3156	SPRING, HELICAL, COMPRESSION:			EA	2	*	1	*	1	1	12	20	32	5		
		ROCKER ARM, SHORT															
		10A7206 (81240)															
P F2805-705	1-1476	ROCKER ARM VALVE: FRONT			EA	4	1	1	2	1	2	24	20	32	6		
		EXHAUST ANO REAR INTAKE															
		10A6351 (81240)															
F5310-012	2-5027	NUT, CASTELLATED, HEXAGON:			EA	3								32	7		
		ROCKER ARM ADJUSTING SCREW															
		GM114494 (81240)															

(1) SMR CODE	(2) FEDERAL STOCK NUMBER	(3) DESCRIPTION REF. NUMBER & MFR CODE		(4) USABLE UNIT ON CODE MEAS	(5) QTY INC IN UNIT	(6) 30 DAY DS MAINT ALLOWANCE			(7) 30 DAY DS MAINT ALLOWANCE			(8) 1-YR ALW PER 100 EQUIP CNTGY	(9) DEPOT MAINT ALW PER 100 EQUIP	(10) ILLUS- TRATION		
						(A)	(B)	(C)	(A)	(B)	(C)			(A)	(B)	
						1-20	21-50	51-100	1-20	21-50	51-100			FIG. NO.	ITEM NO.	
F5310-012	2-0377	NUT, PLAIN, HEXAGON: ROCKER		EA	8									32	8	
	ARM BRACKET MTG GM102635 (81240)															
X20	SPACER: 10A9020 (81240)	COVER TO ROCKER ARM		EA	4									32	9	
P F2805-726	4820	SPRING, HELICAL, COMPRESSURE: ROCKER ARM, LONG 10A7205 (81240)		EA	1	*	*	1	*	*	1	6	10	32	10	
P F2805-860	5357	SHAFT, STRAIGHT: ROCKER ARM		EA	1	1	*	*	1	*	*	1	9	25	32	11
X2F	1086973 (81240) 10A7207 (81240)	ROCKER ARM		EA	2									32	12	
P F2805-593	8745	PUSH ROD: VALVE 10A6479 (81240)		EA	8	8	1	2	4	1	2	4	48	40	32	13
H5305-580	1310	SCREW, CAP, HEXAGON HEAD: OIL PUMP DRIVE GEAR MTG GM179839 (81240)		EA	1									33	1	
H5310-011	5549	WASHER, LOCK: OIL PUMP DRIVE		EA	1										33	2
	GEAR MTG GM115549 (81240)															
H5310-428	7436	WASHER, FLAT: OIL PUMP DRIVE		EA	1										33	3
	GEAR MTG 10A6392 (81240)															
P H2805-249	9914	GEAR, HELICAL: OIL PUMP		EA	1					*	*	1	9	5	33	4
	DRIVE 10A8882 (81240)															
P H2805-326	9384	GEAR, HELICAL: COMSHAFT,		EA	1					*	*	1	6	5	33	5
	60 TEETH 10A6039 (81240)															
X2H	KEY, WOODRUFF AND OIL PUMP DRIVE GEAR, NO. 8 GM103906 (81240)	TIMING GEAR		EA	3									33	6	
P H2805-524	8895	CAMSHAFT, ENGINE		EA	1					*	*	1	6	3	33	7
	10A6033 (81240)															
P H2805-395	3240	CAMSHAFT		EA	1					*	*	1	6	3	33	7
	10A14143 (81240)															
P H2805-706	2195	LIFTER, TAPPET, VALVE		EA	3				2	3	6	72	40	33	8	
	805 (75167)															
	GROUP 25 CAMSHAFT, FLYWHEEL AND TIMING GEAR															
X2F	JAW, CRANK 10A9603 (81240)			EA	1									34	1	
X2F	PULLEY, GROOVE: FAN DRIVE 10A12588 (81240)			EA	1									34	2	
P H2805-334	8374	GEAR, HELICAL: CRANKSHAFT		EA	1					*	*	1	6	5	34	3
	10A13659 (81240)															
PHS2805-524	8892	CRANKSHAFT, ENGINE		EA	1	*	*	1	*	*	1	6	2	34	4	
	10A13661 (81240)															
PHS2805-895	3239	CRANKSHAFT		EA	1	1	*	*	1	*	*	1	6		34	4
	10A16883 (81240)															
P H2805-374	9724	BEARING, SLEEVE: CRANKSHAFT,		EA	4					1	2	4	48	400	34	5
	FRONT AND CENTER MS13977-1 (96906)															

(1) SMR CODE	(2) FEDERAL STOCK NUMBER	(3) DESCRIPTION REF. NUMBER & MFR CODE	(4) USABLE ON CODE	(5) QTY INC IN UNIT MEAS	(6) 30 DAY DS MAINT ALLOWANCE			(7) 30 DAY DS MAINT ALLOWANCE			(8) 1-YR ALW PER 100 EQUIP CNTGY	(9) DEPOT MAINT ALW PER 100 EQUIP	(10) ILLUS- TRATION			
					(A)	(B)	(C)	(A)	(B)	(C)			(A)	(B)		
					1-20	21-50	51-100	1-20	21-50	51-100			FIG. NO.	ITEM NO.		
X2F5315	014-1289	PIN, STRAIGHT, HEAOLESS:		EA	2								34	6		
P H2805	327-1019	FLYWHEEL MTG GEAR, SPUR: FLYWHEEL, 117 TEETH		EA	1				*	*	1	6	3	14	7	
X2F	10A7537 (81240)	FLYWHEEL		EA	1									34	8	
X2F	11A6954 (81240)	FLYWHEEL, WITH		EA	1									34	8	
F5305-018	11A13727 (81240)	RING GEAR	B	EA	1									34	8	
F5305-018	13-1400	SCREW, CAP, HEXAGON HEAD:		EA	4									34	8	
F5315-010	GM9409049 (81240)	FLYWHEEL MTG	A	EA	1									34	10	
X2H	0-3789	PIN, STRAIGHT, HEADLESS:		EA	1									34	11	
X2F	GM106751 (81240)	FLYWHEEL MTG KEY, WOODRUFF NO.9		EA	1									34	12	
X20	10A6423 (81240)	PULLEY MTG		EA	1									34	12	
P H2805	12A16070 (81240)	COVER: ENGINE, LH	B	EA	1	1										
P H2805	5340-374-9708	GROUP 26 CONNECTING RODS		EA	4				1	2	4	48	80	35	1	
X1	MS13956-1 (96906)	PISTON, INTERNAL COMBUSTION ENGINE: STANDARD (INCLUDES 2 EACH RING, STOCK NO. 5340-374-9708)		EA	4									35	2	
X2H	MS13996-3 (96906)	PIN, PISTON		EA	4											
X1	MS13956-2 (96906)	PISTON, INTERNAL COMBUSTION ENGINE: 0.070 IN. OVERSIZE (INCLUDES 2 EACH RING, STOCK NO. 5340-274-9708)		EA	4											
P H5340	MS13996-3 (96906)	PIN, PISTON		EA	4											
P H2805	374-9708	RING, RETAINING:	PISTON PIN	EA	8					3	5	10	120	80	35	3
P H2805	MS13962-2 (96906)	ROD ASSEMBLY, CONNECTING		EA	4				1	1	2	24		35	4	
P H2805	11813663 (81240)	BEARING, SLEEVE:		EA	8					3	6	12	144	800	35	5
X2H	10A4866 (81240)	CONNECTING ROD BOLT, SELT-LOCKING:		EA	8									35	6	
P H2805	10A13726 (81240)	CONNECTING ROD		EA	4					2	3	6	72	400	35	7
P H2805	374-9711	BEARING, SLEEVE: CONNECTING ROD, PISTON PIN		EA	4											
P H2805	10A4865 (81240)	RING SET: PISTON		EA	4					3	5	10	120	400		
	RSMS13956-1 (81336)	4 EA, RING, COMPRESSION: UPPER GROOVE												35	8	
	MS13933-10 (96906)															

(1) SMR CODE	(2) FEDERAL STOCK NUMBER	(3) DESCRIPTION REF. NUMBER & MFR CODE	(4) USABLE ON CODE	(5) QTY INC IN UNIT	(6) 30 DAY DS MAINT ALLOWANCE			(7) 30 DAY DS MAINT ALLOWANCE			(8) 1-YR ALW PER 100 EQUIP CNTGY	(9) DEPOT MAINT ALW PER 100 EQUIP	(10) ILLUS- TRATION	
					(A)	(B)	(C)	(A)	(B)	(C)			(A)	(B)
					1-20	21-50	51-100	1-20	21-50	51-100			FIG. NO.	ITEM NO.
X2H	RING SET, PISTON:	4 EA, RING, COMPRESSION: INTERVEDIATE GROOVE MS13932-10 (96906) 8 EA, RING, OIL: 4TH GROOVE MS13931-3 (96906) 4 EA, RING: PISTON RING MS1392R-L 196906) FSN 2805-374-9668 4 FA, RING: PISTON RING, 2ND GROOVE MS13930-4 (96906) FSN 2805-374-9679 0.020 IN. OVERSIZE RSMS13956-2 (81336) 4 FA; EXPANDER: RING MS13928-1 (96906) 4 EA, EXPANDER: RING, 2ND GROOVE MS13930-4 (96906) 4 EA, RING, PISTON: GROOVE COMPRESSION 0.020 IN. OVERSIZE MS13933-11 (96906) 4 EA, RING, PISTON: GROOVE COMPRESSION 0.020 IN. OVERSIZE MS13932-11 (96906) 8 EA, RING, PISTON: 3RD AND 4TH GROOVE OIL, 0.020 IN. OVERSIZE MS13931-14 (969061) 0.040 IN. OVERSIZE RSMS13956-3 181336) 4 EA, EXPANDER: RING MS13928-1 (96906) 4 EA, EXPANDER: PISTON RING 2ND GROOVE MS13930-4 (96906) 4 FA, RING, PISTON: GROOVE COMPRESSION, 0.040 IN. OVERSIZE MS13933-12 (96906) 4 EA, RING, PISTON: GROOVE COMPRESSION 0.040 IN. OVERSIZE MS13932-12 (96906) FSN 2805-837-6375 8 EA, RING, PISTON: AND 4TH GROOVE OIL 0.040 IN. OVERSIZE MS13931-15 (96906)	3RD AND	EA	4								35	9
X2H	RING SET, PISTON:	0.040 IN. OVERSIZE RSMS13956-3 181336) 4 EA, EXPANDER: RING MS13928-1 (96906) 4 EA, EXPANDER: PISTON RING 2ND GROOVE MS13930-4 (96906) 4 FA, RING, PISTON: GROOVE COMPRESSION, 0.040 IN. OVERSIZE MS13933-12 (96906) 4 EA, RING, PISTON: GROOVE COMPRESSION 0.040 IN. OVERSIZE MS13932-12 (96906) FSN 2805-837-6375 8 EA, RING, PISTON: AND 4TH GROOVE OIL 0.040 IN. OVERSIZE MS13931-15 (96906)		EA	4									35

10

(1) SMR CODE	(2) FEDERAL STOCK NUMBER	(3) DESCRIPTION REF. NUMBER & MFR CODE		(4) USABLE ON CODE	(5) QTY INC IN UNIT	(6) 30 DAY DS MAINT ALLOWANCE			(7) 30 DAY DS MAINT ALLOWANCE			(8) 1-YR ALW PER 100 EQUIP CNTGY	(9) DEPOT MAINT ALW PER 100 EQUIP	(10) ILLUS- TRATION			
						(A)	(B)	(C)	(A)	(B)	(C)			(A)	(B)		
						1-20	21-50	51-100	1-20	21-50	51-100			FIG. NO.	ITEM NO.		
P H2805	428-7412	BEARING, SLEEVE: GROUP 27	OIL PUMP		EA	2				1	1	3	30	100	36	1	
	SHAFT 10A6380 (81240)																
P F2805	354-0473	SHAFT, OIL PUMP DRIVE			EA	1	*	*	1	*	*	1	6	4	36	2	
	10A6415 (81240)																
P F2805	428-7513	GEAR, SPUR: IDLER, 10 TEETH			EA	1	*	*		1	*	*	1	6	25	36	3
	10A6401 (81240)		A														
P 02940	973-9690	FILTER ELEMENT: OIL			EA	1	63	125	250	63	125	250	3000	100	36	4	
	46078 (79396)		A														
X20	CONNECTOR: OIL	FILTER TO			EA	1									36	5	
	OIL PUMP 10A14492 (81240)		A														
X20R	PUMP ASSEMBLY	LUBE OIL			EA	1									36	6	
	10814490 (81240)		A														
P F5315	428-7515	PIN, STRAIGHT, HEADLESS:			EA	1	*	*	1	*	*	1	6	25	36	7	
	IDLER GEAR 10A6406 (81240)		A														
X2F	PLUG: OIL PUMP	BODY			EA	2									36	8	
	10A6385 (81240)		A														
P 02805	524-8897	PLUNGER, OIL, PRESSURE			EA	1	*	*	1	*	*	1	6	20	36	9	
	REGULATOR: OIL 10A7302 (81240)	PUMP	A														
P 02805	256-7162	SPRING, HELICAL, COMPRESSION: CHECK VALVE			EA	1	*	*		1	*	*	1	6	15	36	10
	10A525 (81240)		A														
P 02805	374-4655	RETAINER, VLAIVE SPRING			EA	1	*	*	1	*	*	1	6	5	36	11	
	10A1173 (81240)		A														
P 05330	599-5519	GASKET: CHECK VALVE COVER, COPPER			EA	1	1	2	4	1	2	4	45	100	36	12	
	GM120428 (81240)		A														
X20	COVER: CHECK VALVE				EA	1									36	13	
	10A6383 (81240)		A														
P 05310	171-9900	WASHER, PLATE:	SETSCREW		EA	1	1	2		4	1	2	4	45	100	36	14
	10A6386 (81240)		A														
X20	WASHER, FLAT: COPPER	SETSCREW,			EA	1									36	15	
	10A3397 (81240)		A														
O5310-03	0-3270	NUT, SELF-LOCKING, HEXAGON:			EA	1									36	16	
	COVER SETSCREW 50A1041 (81240)		A														
O5305-48	9-9242	SETSCREW: CHECK VALVE			EA	1									36	17	
	COVER GM102396 (81240)		A														
O5310-26	1-7340	WASHER, LOCK:	OIL PUMP MTG		EA	5									36	18	
O5305-58	0-1310	SCREW, CAP, HEXAGON HEAD:			EA	1									36	19	
	BODY MTG GM179839 (81240)																
O5310-01	2-0377	NUT, PLAIN, HEXAGON: THRUST			EA	1									36	20	
	PLUG GM102635 (81240)																
O5310-01	2-0377	NUT, PLAIN, HEXAGON: BODY			EA	4									36	20	
	MTG GM102635 (81240)		A														

(1) SMR CODE	(2) FEDERAL STOCK NUMBER	(3) DESCRIPTION REF. NUMBER & MFR CODE		(4) UNIT OF MEAS	(5) QTY INC IN UNIT	(6) 30 DAY DS MAINT ALLOWANCE			(7) 30 DAY DS MAINT ALLOWANCE			(8) 1-YR ALW PER 100 EQUIP CNTGY	(9) DEPOT MAINT ALW PER 100 EQUIP	(10) ILLUS- TRATION		
						(A)	(B)	(C)	(A)	(B)	(C)			(A)	(B)	
						1-20	21-50	51-100	1-20	21-50	51-100			FIG. NO.	ITEM NO.	
O5310-01	2-0377 MTG GM102635 (81240)	NUT, PLAIN, HEXAGON: BODY	B	EA	5									36	20	
O5305-01	10-7597	SETSCREW: CHECK VALVE		EA	1									36	21	
X2F	NUT, COUPLING: DRIVE SHAFT ICA9488 (81240)	OIL PUMP		EA	1									36	22	
P F2805-	447-6827 DRIVE RF580A (81240)	COUPLING, SHAFT, OIL PUMP:		EA	1	*	*	1	*	*	1	6	4	36	22	
X2F	PIN, SPRING: COUPLING 50A2843 (81240)			EA	1									36	23	
P F3120-	757-2483 10A6413 (81240)	BEARING, SLEEVE		EA	1	1	*	1	1	*	1	1	12	15	36	24
X2F	PIN, SPRING: DRIVE GEAR 5012832 (81240)			EA	1									36	25	
P F2805-	354-0472 10A8B80 (81240)	GEAR, SPUR: DRIVE SHAFT		EA	1	*	*	1	*	*	1	6	25	36	26	
O5305-01	10-2735 GM102735 (81240)	SETSCREW: THRUST PLUG		EA	1									36	27	
X2F	KEY, WOODRUFF NO. 5 GM103905 (81240)	DRIVE GEAR,		EA	2									36	28	
P F2805-	273-1715 10A6400 (81240)	GEAR, SPUR: DRIVE, 10 TEETH		EA	1	1	*	*	1	*	*	1	6	25	34	29
P O5330-	354-0474 10A6387 ((81240)	GASKET: BODY TO CRANKCASE		EA	1	1	2	4	1	2	4	45	100	36	30	
X20	PIN, STRAIGHT, HEADLESS: BODY MTG 10A6376 (81240)			EA	2									36	31	
O5306-01	10-0120 MTG PLATE GM189421 (81240)	BOLT, MACHINE: BRACKET TO		EA	4										37	1
O5310-08	7-7493	WASHER, FLAT: MTG SCREW	B	EA	4										37	2
X20	BRACKET: OIL FILTER MTG 10A17031 (81240)		B	EA	1										37	3
X20	STRAP: FILTER MTG 35P38 (73370)		B	EA	1										37	4
O5310-01	10-3319 SCREW	WASHER, LOCK: ADJUSTING		EA	1										37	5
O5305-20	6-0005 BRACKET ADJUSTING	SCREW, CAP, HEXAGON HEAD:		EA	1										37	6
O5310-01	10-3320 SCREW GM131200 (81240)	WASHER, LOCK: BRACKET MTG	B	EA	4										37	7
O5310-01	10-2634 MTG SCREW GM120372 (81240)	NUT, PLAIN, HEXAGON: BRACKET		EA	4										37	8
X20	FILTER, OIL MS35341-1 (96906)		B	EA	1											
X20	BOLT AND VALVE ASSEMBLY: OIL FILTER 9008 (73370)		B	EA	1										37	9

(1) SMR CODE	(2) FEDERAL STOCK NUMBER	(3) DESCRIPTION REF. NUMBER & MFR CODE	(4) USABLE ON CODE	(5) QTY INC IN UNIT MEAS	(6) 30 DAY DS MAINT ALLOWANCE			(7) 30 DAY DS MAINT ALLOWANCE			(8) 1-YR ALW PER 100 EQUIP CNTGY	(9) DEPOT MAINT ALW PER 100 EQUIP	(10) ILLUS- TRATION		
					(A)	(B)	(C)	(A)	(B)	(C)			(A)	(B)	
					1-20	21-50	51-100	1-20	21-50	51-100			FIG. NO.	ITEM NO.	
P 05330-298-0775	STANDPIPE, FIBER 106111 (733701)	WASHER, NONMETALLIC:	B	EA	1	2	4	1	2	4	45	100	37	10	
X20	COVER, FILTER 103326 (73370)		B	EA	1								37	11	
P 05330-171-7032	GASKET: OIL FILTER COVER MS35347-1 (96906)		B	EA	1	63	125	250	63	125	250	3000	100	37	12
X20	SPRING ASSEMBLY: CHECK VALVE 101976 (73370)		B	EA	1									37	13
X20	GASKET: CHECK VALVE MS101979 (73370)		B	EA	1									37	14
P 02940-080-1790	FILTER ELEMENT, FLUID PRESSURE MS35345-1 (96906)		B	EA	1	63	125	250	63	125	250	3000	100	37	15
X1	BODY 8715 (73370)		B	EA	1									37	16
O4730-278-3445	PLUG, PIPE: OIL FILTER DRAIN, 18-27 THD SIZE		B	EA	1									37	17
O5305-206-0012	SCREW, CAP, HEXAGON HEAD: BRACKET MTG		B	EA	2									37	18
O5310-010-3323	WASHER, LOCK: BRACKET MTG		B	EA	2									37	19
X20CLIP	INSULATFD: 10A7583 (81240)	OIL HOSE	B	EA	1									37	20
O5310-010-5604	NUT, PLAIN, SQUARE: ADJUSTING SCREW		B	EA	1									37	21
X20	HOSE ASSEMBLY RUBBER: OIL FILTER INLET AND OUTLET 10A5064 (81240)		B	EA	2									37	22
O4730-193-0871	BUSHING, PIPE: INLET AND OUTLET HOSE TO FILTER		B	EA	2									37	23
O4730-277-5554	ELBOW, PIPE: OUTLET HOSE, FILTER		B	EA	1									37	74
P F2805-845-9242	GEAR: IDLER 10A8973 (81240)		B	EA	1	*	*		1	*	*	1	6	25	38
X2OR	BODY, PUMP 10B11839 (81240)		B	EA	1									38	2
P F5315-428-7515	PIN, STRAIGHT, HEADLESS: IDLER GEAR 10A6406 (81240)		B	EA	1	REF	REF	REF	REF	REF	REF	REF	REF		
X2F	PLUG: OIL PUMP BODY 10A6385 (81240)		B	EA	2										
P 02805-524-8894	PLUNGER, OIL PRESSURE REGULATOR: OIL PUMP 10A7302 (81240)		B	EA	1	*	*	1	*	*	1	6	20		
P O2805-256-7162	SPRING, HELICAL, COMPRESSION: CHECK VALVE 10A525 (81240)		B	EA	1	REF	REF	REF	REF	REF	REF	REF	REF	REF	
P 02805-374-4655	RETAINER, VALVE SPRING: CHECK VALVE SPRING 10A1173 (81240)		B	EA	1	REF	REF	REF	REF	REF	REF	REF	REF	REF	

(1) SMR CODE	(2) FEDERAL STOCK NUMBER	(3) DESCRIPTION REF. NUMBER & MFR CODE	(4) USABLE ON CODE	(5) QTY INC IN UNIT MEAS	(6) 30 DAY DS MAINT ALLOWANCE			(7) 30 DAY DS MAINT ALLOWANCE			(8) 1-YR ALW PER 100 EQUIP CNTGY	(9) DEPOT MAINT ALW PER 100 EQUIP	(10) ILLUS- TRATION	
					(A)	(B)	(C)	(A)	(B)	(C)			(A)	(B)
					1-20	21-50	51-100	1-20	21-50	51-100			FIG. NO.	ITEM NO.
P 05330	99-5519 COPPER GM120428 (81240)	GASKET: CHECK VALVE COVER, B	EA	1	REF	REF	REF	REF	REF	REF	REF			
X20	COVER: CHECK VALVE 10A6383 ((81240))	B	EA	1										
P 05310	71-9900 10A6386 (81240)	WASHER, PLATE: SETSCREW B	EA	1	REF	REF	REF	REF	REF	REF	REF	REF		
O5310-20	5-9982 COPPER 10A3397 (81240)	WASHER, FLAT: SETSCREW, B	EA	1										
O5310-08	0-3270 COVER SETSCREW 50A1041 (81240)	NUT, SELF-LOCKING, HEXAGON: B	EA	1										
X20	SETSCREW: CHECK VALVE COVER GM102396 (81240)	B	EA	1										
X204730	196-1487 LINE	NIPPLE, PIPE: OIL PRESSURE B	EA	1									38 3	
P 06620	814-4770 GAGE MHS24538-1 (96906)	UNIT, SENDING: OIL PRESSURE B	EA	1	*		1	1	*	1	1	15	5 38 4	
O4730-26	6-0531 TUBE: OIL PRESSURE LINE	ADAPTER, STRAIGHT, PIPE TO B	EA	1									38 5	
O4730-28	9-2830 LINE	BUSHING, PIPE: OIL PRESSURE B	EA	1									38 6	
O4730-27	7-5553 LINE	ELBOW, PIPE: OIL PRESSURE B	EA	1									38 7	
O4730-24	9-2029 SWITCH	TEE, PIPE: OIL PRESSURE B	EA	1									38 8	
X20R	GROUP 28 EXHAUST PRIMERS PRIMER ASSEMBLY: 90N 110941)	EXHAUST A	EA	1									39	
X20	VALVE, EXHAUST A183 (10941)	A	EA	1									39 1	
X20	LEVER, VALVE: EXHAUST PRIMER A180 (10941)	A	EA	1									39 2	
X20	BUSHING: VALVE LEVER A182 (10941)	A	EA	1									39 3	
X20	CLAMP: LEVER MFG A179 (10941)	A	EA	1									39 4	
X20	HANDLE: EXHAUST VALVE A186 (10941)	A	EA	1									39 5	
X20	ADAPTER, STRAIGHT, PIPE TO TUBE: PRIMER LINE W48X8 (79470)	A	EA	2									39 6	
X20	TEE, PIPE: PRIMER A187 (10941)	A	EA	1									39 7	
X20	NIPPLE, PIPE: PRIMER TO TEE A188 110941)	A	EA	1									39 8	

(1) SMR CODE	(2) FEDERAL STOCK NUMBER	(3) DESCRIPTION REF. NUMBER & MFR CODE	(4) USABLE ON CODE	(5) UNIT OF MEAS	(5) QTY INC IN UNIT	(6) 30 DAY DS MAINT ALLOWANCE			(7) 30 DAY DS MAINT ALLOWANCE			(8) 1-YR ALW PER 100 EQUIP CNTGY	(9) DEPOT MAINT ALW PER 100 EQUIP	(10) ILLUS- TRATION	
						(A)	(B)	(C)	(A)	(B)	(C)			(A)	(B)
						1-20	21-50	51-100	1-20	21-50	51-100			FIG. NO.	ITEM NO.
P 0		COCK, PLUG: PRIMER LINE A189 (10941)	A	EA	1	*	*	1	*	*	1	6	5	39	9
X20	4730-188-1875	NIPPLE, PIPE: PRIMING VALVF TO PUMP	A	EA	1									39	10
M O		TUBE: PRIMER LINE MANUFACTURE FROM:	A	EA	1									39	11
		INVERTED NUT, TUBE COUPLING, 2 EA W41XB (79470)A FSN 4730-289-1560	A												
X20		TUBE, COPPER, 4 FT REQUIRED FSN 4710-277-5527A	A												
X20		EJECTOR ASSEMBLY: PRIMER A178 (10941)	A	EA	1									39	12
X20		ADAPTER: EXHAUST PRIMER A177 (10941)	A	EA	1									39	13
A O		SCREW AND LOCKNUT: CLAMP AND HANDLE MTG A181 (10941)	A	EA	2										
0	5310-050-3266	NUT, SELF-LOCKING HEXAGON: CLAMP AND HANDLE MTG	A	EA	2									39	14
0	5305-639-8116	SCREW, CAP, HEXAGON HEAD: CLAMP AND HANDLE MTG	A	EA	2									39	15
0	4730-253-4412	ELBOW, PIPE: VACUUM GAGE SCREW AND LOCKNUT: VALVE MTG A1B4 (10941)	A	EA	1										
A O		SCREW, MACHINE: VALVE MTG	A	EA	1									39	16
0	5310-050-3266	NUT, SELF-LOCKING, HEXAGON: VALVE MTG	A	EA	1										
P 0	6685-248-6887	GAGE, VACUUM, DIAL INDICATING: PRIMER A186 (10941)	A	EA	1										
X20R		PRIMER ASSEMBLY: MANIFOLD 1000 (10941)	B	EA	1									40	
X20		BRACKET: PRIMER MTG 1005 (10941)B	B	EA	2									40	1
X20		BOLT, TIE, W/NUT: TOP COVER TO BOTTOM COVER 1010A (10941)	B	EA	3									40	2
X20		COVER ASSEMBLY: TOP 1001A (10941)	B	EA	1									40	3
X20		VALVE, ANGLE: SUCTION CUT-OFF 1014 (10941)	B	EA	1									40	4
X1		HOUSING: UPPER 1004 (10941)	B	EA	1									40	5
X20		COVER ASSEMBLY: LOWER 1002A (10941)	B	EA	1									40	6

(1) SMR CODE	(2) FEDERAL STOCK NUMBER	(3) DESCRIPTION REF. NUMBER & MFR CODE	(4) USABLE ON CODE	(5) QTY INC IN UNIT MEAS	(6) 30 DAY DS MAINT ALLOWANCE			(7) 30 DAY DS MAINT ALLOWANCE			(8) 1-YR ALW PER 100 EQUIP CNTGY	(9) DEPOT MAINT ALW PER 100 EQUIP	(10) ILLUS- TRATION		
					(A)	(B)	(C)	(A)	(B)	(C)			(A)	(B)	
					1-20	21-50	51-100	1-20	21-50	51-100			FIG. NO.	ITEM NO.	
X20		GASKET:FLOAT HOUSING 1012 (10941)	B	EA 3									40	7	
X1		HOUSING:LOWER 1003 (10941)	B	EA 1										40	8
X20		FLAT ASSEMBLY 1008A (10941)	B	EA 1										40	9
04730-265-0538		ADAPTER, STRAIGHT, PIPE TO TUBE: SUCTION LINE TO VALVE	B	EA 1										40	10
M 0		TUBE: PRIMER TO MANIFOLD MANUFACTIIRE FROM:	B	EA 1										40	11
		NUT, TUBE COUPLING, 2 EA FSN 4730-011-8539	B												
		TUBE, COPPPR, 32 IN. REQUIRED FSN 4710-277-5527	B												
04730-639-9676		ELBOW, PIPE TO TUBE: PRIMER TO MANIFOLD	B	EA 1										40	12
04130-289-4124		ELBOW, PIPE TO TUBE: PRIMER TO PUMP LINE	B	EA 2										40	13
M 0		TUBE: PPRIMER TO PUMP MANUFACTURE FROM:	B	EA 1								40		14	
		NUT, TUBE COUPLING, 2 EA FSN 4730-011-8539	B												
		TUBE, 8 IN. REQUIRED FSN 4710-277-5527	B												
05310-010-9084		NUT, PLAIN, HEXAGON:BRACKET MTG AND TIE BOLT	B	EA 7										40	15
P 06685-248-6887		GAGE, VACUUM, DIAL INDICATING:PRIMER A186 (10941)	B	EA 1	REF	REF	REF	REF	REF	REF	REF	REF	REF	40	16
04730-253-4412		ELBOW, PIPE: VACUUM GAGE	B	EA 1										40	17
04730-265-9706		TEE, PIPE: PRIMER TO PUMP	B	EA 1										40	18
M 0		NIPPLE, PIPE:PRIMER TO PUMP MANUFACTURE FROM:	B	EA 1										40	19
		PIPE, STEEL, 6 1/2 IN. REQUIRED FSN 4710-278-5372	B												
05310-010-3319		WASHER, LOCK:BRACKET MTG	B	EA 4										40	20
05305-017-9791		SCREW, CAP, HEXAGON HEAD: BRACKET MTG	B	EA 4										40	21

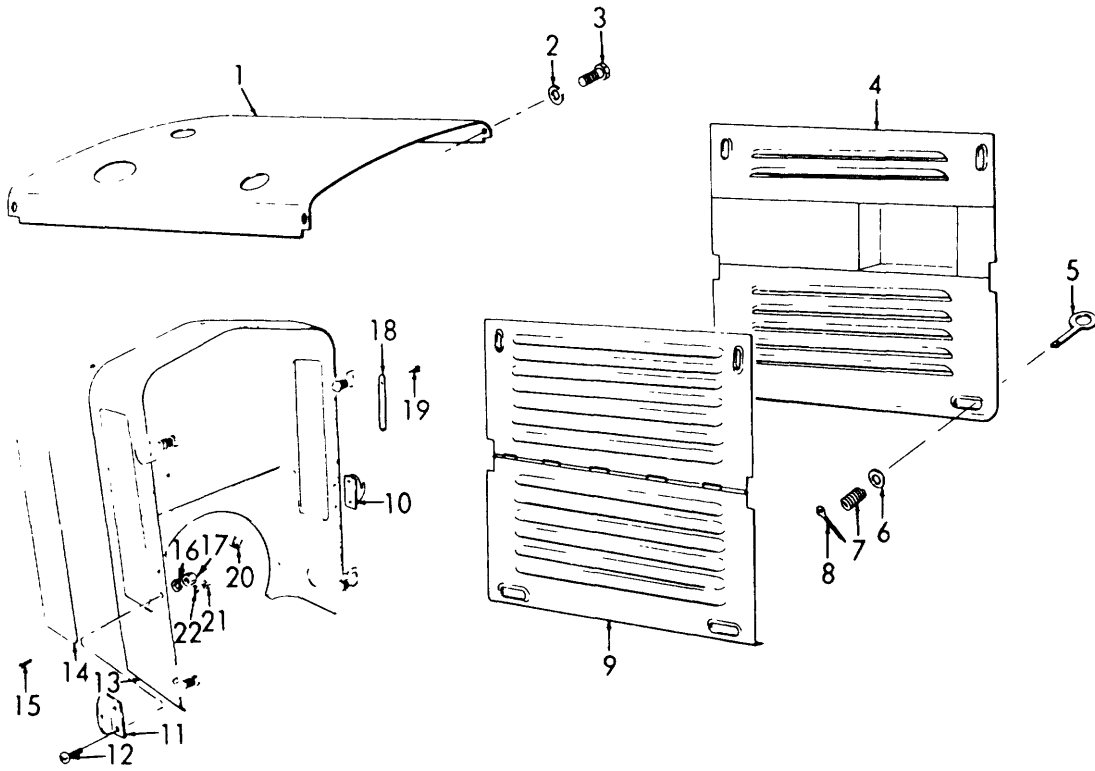
(1) SMR CODE	(2) FEDERAL STOCK NUMBER	(3) DESCRIPTION REF. NUMBER & MFR CODE	(4) USABLE UNIT OF MEAS	(5) QTY INC IN UNIT	(6) 30 DAY DS MAINT ALLOWANCE			(7) 30 DAY DS MAINT ALLOWANCE			(8) 1-YR ALW PER 100 EQUIP CNTGY	(9) DEPOT MAINT ALW PER 100 EQUIP	(10) ILLUS- TRATION	
					(A)	(B)	(C)	(A)	(B)	(C)			(A)	(B)
					1-20	21-50	51-100	1-20	21-50	51-100			FIG. NO.	ITEM NO.
X20		GROUP 29 PUMP CUP, GREASE: PUMP LUBRICATOR NOO (90655)	EA	1									41	1
X20		COUPLING, PIPE:PUMP LUBRICATOR FIG1091 (012921)	EA	1									41	
X20		NIPPLE, PIPE:PUMP LUBRICATION FIG2350 (01292)	EA	2									41	3
X20		ELBOW, PIPE: PUMP LUBRICATOR F1066 01292)	EA	1									41	4
X20		FITTING, LUBRICATION:PUMP SHAFT OILER 1930 (95879)	EA	1									41	5
0	4730-187-7594	COUPLING, PIPE:PIUMP SHAFT OILER	EA	1									41	6
0	4730-196-1538	NIPPLE, PIPE:PUMP LUBRICATOR	EA	1									41	7
X20		ELBOW, PIPE: PUMP SHAFT OILER FIG1066 (01292)	EA	1									41	8
X2F		PLATE, THRUST:PUMP DRIVE 10A16854 (81240)	EA	1									41	9
n	5310-010-3325	WASHER, LOCK:VALVE BODY MTG	EA	4									41	10
F	5310-010-3325	WASHER, LOCK:THRUST PLATE MTG	EA	9									41	10
F	5310-010-2639	NUT, PLAIN, HEXAGON:BRACKET MTG C3WHI9381 (10941)	EA	8									41	11
n	5310-010-2639	NUT, PLAIN, HEXAGON:VALVE BDY MTG FIG9819 (01292)	EA	4									41	11
F	5310-010-2639	NUT, PLAIN, HEXAGON:THRUST PLATE MTG FIG9819 (01292)	EA	8									41	11
P F	2520-358-0973	SEAL, PLAIN ENCASED:PUMP REARING, INNER 1C1A16859 (81240)	EA	1	1	1	3	1	1	3	30	100	41	12
X2F		HUB, FLYWHEEL 10A7188 (81240)	EA	1									41	13
P F	4320-524-8742	SEAL, SHAFT, WATER PUMP: IMPELLER SHAFT FS74608T2C1 (71724)	EA	1	1	1	3	1	1	3	30	100	41	14
X1		BELLOWS:SHAFT SEAL 02000-352 (71724)	EA	1									41	15
X1		BAND, DRIVE:SHAFT SEAL 02000-56TL (71724)	EA	1									41	16
X1		RETAINER:SHAFT SEAL D2000-190PP (71724)	EA	1									41	17
X1		SEAT:SHAFT SEAL 02000-363 (71724)	EA	1									41	18

(1) SMR CODE	(2) FEDERAL STOCK NUMBER	(3) DESCRIPTION REF. NUMBER & MFR CODE	(4) USABLE ON CODE	(5) QTY INC IN UNIT MEAS	(6) 30 DAY DS MAINT ALLOWANCE			(7) 30 DAY DS MAINT ALLOWANCE			(8) 1-YR ALW PER 100 EQUIP CNTGY	(9) DEPOT MAINT ALW PER 100 EQUIP	(10) ILLUS- TRATION	
					(A)	(B)	(C)	(A)	(B)	(C)			(A)	(B)
					1-20	21-50	51-100	1-20	21-50	51-100			FIG. NO.	ITEM NO.
X1		RING SEAT:SHAFT SEAL 1866-8 (71724)	EA	1								41	10	
X1		SPRING:SHAFT SEAL 130 (71724)	EA	1								41	20	
X1		HOLDER, DRIVE:SHAFT SEAL D2000-107PP (71724)	EA	1								41	21	
X1		DISK:SHAFT SEAL D2000-110 (71724)	EA	1								41	22	
n	4730-278-3389	PLUG, PIPE: CHECK VALVE BODY	EA	1								41	23	
X20		BODY, CHECK VALVE 03W265E-1 (10941)	EA	1								41	24	
P 0	5330-524-8743	GASKET: DISCHARGE FLANGE MTG A300-901 (10941)	EA	2	3	5	10	3	5	10	120	41	25	
X20		FLANGE, COMPANION:DISCHARGE A300-900 (14959)	EA	2								41	26	
n	5305-724-6761	SCREW, CAP, HEXAGON HEAD: FLANGE MTG	EA	8								41	27	
P 0	4320-524-8745	DISK, CHECK VALVE A3W223R-1 (10941)	EA	1	*	1	1	*	1	1	15	10	41	28
X10		GASKET: CHECK VALVE A3W78-1 (10941)	EA	1		SEE	SET FSN	4320-524-8740	41	29				
P 0	4320-524-8740	GASKET SET:PUMP ASSEMBLY A300-886 (10941)	EA	1	1	1	3	1	1	3	30	100		
		1 EA, GASKET:SUCTION COVER A4WHS37-1 (10941)											41	30
X2F		IMPELLER D3WHID-1 (10941)	EA	1									41	31
X2F		STUD, PLAIN: IMPELLER MTG AWH126-I (10941)	EA	1									41	32
X2F		WASHER, FLAT:IMPELLER MTG A300-863 (10941)	EA	1									41	33
F	5310-011-5554	WASHER, LOCK:IMPELLER MTG	EA	1									41	34
X2F		NUT, CAP:IMPELLER A4WHS94-1 (10941)	EA	1									41	35
X2F		RING, WEAR:SUCTION COVER AND VOLUTE 4H180 (10941)	EA	2									41	30
0	5305-587-4253	SCREW, CAP, HEXAGON HEAD: COMPANION FLANGE MTG	EA	8									41	37
X20		PLUG, PIPE:VOLUTE G1G1087C (01292)	EA	2									41	38
X2FR		PUMP ASSEMBLY (INCLUDES COMPONENTS OF GASKET SET, STOCK NO. 4320-524-87401 4WHISPE (10941)	EA	1										
X2F		BRACKET: PUMP MTG C3WH3F (10941)	EA	1									41	39

(1) SMR CODE	(2) FEDERAL STOCK NUMBER	(3) DESCRIPTION REF. NUMBER & MFR CODE	(4) USABLE ON CODE	(5) QTY INC IN UNIT	(6) 30 DAY DS MAINT ALLOWANCE			(7) 30 DAY DS MAINT ALLOWANCE			(8) 1-YR ALW PER 100 EQUIP CNTGY	(9) DEPOT MAINT ALW PER 100 EQUIP	(10) ILLUS- TRATION	
					(A)	(B)	(C)	(A)	(B)	(C)			(A)	(B)
					1-20	21-50	51-100	1-20	21-50	51-100			FIG. NO.	ITEM NO.
X20		COCK, AIR: VOLUTE DISCHARGE, 1/4-18 THD SIZE DS2 (10941)	EA	1									41	40
0	5305-639-8118	SCREW, CAP, HEXAGON HEAD: COVER MTG	EA	16									41	41
X20		COVER: SUCTION C3WHI93B1 (10941)	EA1										41	42
0	5310-543-2705	WASHER, LOCK: COVER MTG GIG2213 (01292)	EA	16									41	43
X20		PLUG, PIPE: VOLUTE 10A6378 (81240)	EA	1									41	44
X2F		VOLUTE C3WH4C1 (10941)	EA1										41	45
F	5305-017-9933	SCREW, CAP, HEXAGON HEAD: BRACKET MTG	EA	1									41	46
F	5305-206-0012	SCREW, CAP, HEXAGON HEAD: VOLUTE MTG GIG1669 (01292)	EA	8									41	47
F	5310-584-5272	WASHER, LOCK: VOLUTE MTG	EA	8									41	48
F	5310-010-3325	WASHER, LOCK: BRACKET MTG	EA	EA	7									
0	4730-278-3389	PLUG, PIPE: VOLUTE DRAIN	EA	1									41	49
X2F		KEY, MACHINE:PUMP DRIVE SHAFT A4WHS128-1 (10941)	EA	1									41	50
X2F		SHAFT, FLYWHEEL HUB 10A16857 (81240)	EA	1									41	51
P F	5330-290-6347	SEAL, PLAIN ENCASED:THRUST PLATE, OUTER 10A16860 (81240)	EA	1	1	1	3	1	1	3	30	100	41	51
P F	5340-506-3387	RING, RETAINING:PUMP SHAFT BEARING, OUTER 5000-393 (79136)	EA	1	*	*	1	*	*	1	6	5	41	52
P F	3110-144-8547	BEARING, BALL ANNULAR:PUMP DRIVE SHAFT 1 (06386)	EA	1	*	*	1	*	*	1	6	10	41	53
P F	340-870-2098	RING, RETAINING:SHAFT BEARING INNER 10A16858 (81240)	EA	1	*	*	1	*	*	1	6	5	41	54
X2F		SPACER:THRUST PLATE 1 IN. W, 5 7/8 IN. LG, 1/16 IN. THK 10A16966 (81240)	EA	1									41	55
X2F		SLINGER:IMPELLER SHAFT A4WHS81-1 (10941)	EA	1									41	56
X20		PLATE, NAME: MANUFACTURER'S, CARVER A226-62 (10941)	EA	1									41	57
X20		PLATE, INSTRUCTION:PRIMER A300-979 (10941)	EA	1									41	58
P F	4320-524-8744	SEAL, PLAIN ENCASED: IMPELLER SHAFT LS1-2000-11 (71724)	EA	1	1	1	3	1	1	3	30	100	41	59

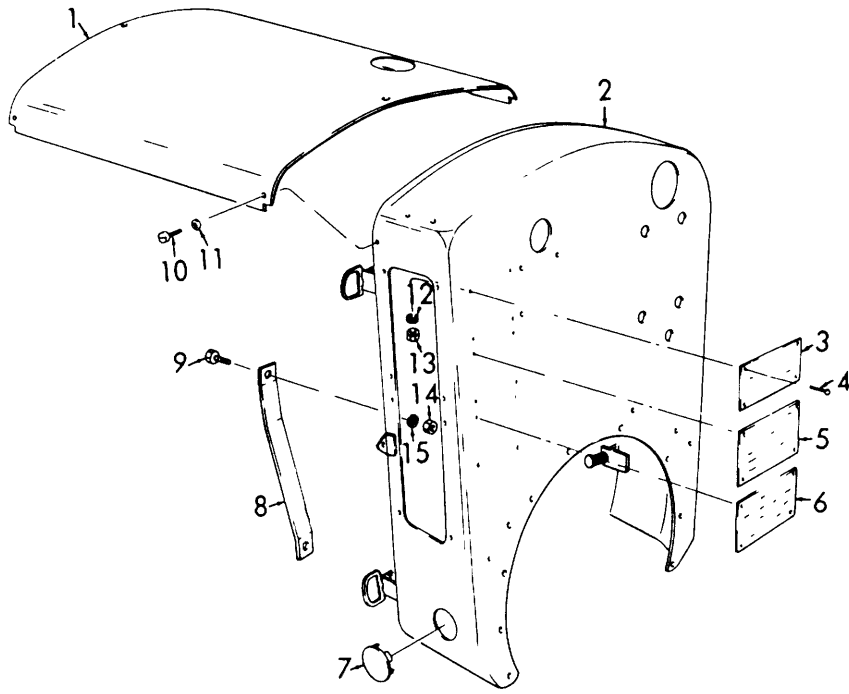
(1) SMR CODE	(2) FEDERAL STOCK NUMBER	(3) DESCRIPTION REF. NUMBER & MFR CODE	(4) USABLE ON CODE	(5) UNIT OF MEAS	(6) 30 DAY DS MAINT ALLOWANCE	(7) 30 DAY DS MAINT ALLOWANCE			(8) 1-YR ALW PER 100 EQUIP CNTGY	(9) DEPOT MAINT ALW PER 100 EQUIP	(10) ILLUS- TRATION				
						(A)	(B)	(C)			(A)	(B)	(C)	(A)	(B)
						1-20	21-50	51-100			1-20	21-50	51-100	FIG. NO.	ITEM NO.
X20		STUD, PLAIN: VALVE BODY MTG FIG1969 (01292) GROUP 30 FRAME AND RELATED PARTS		EA	4							41	60		
X20		BAIL: LIFTING 8300-891 (10941)	A	EA	1							42			
X2F		LEG, FRONT MOUNTING: ENGINE 10A10335 (81240)		EA	1							42	2		
F	5305-261-1954	SCREW, CAP, HEXAGON HEAD: FRONT ENGINE MTG LEG		EA	2							42	3		
F	5310-011-5553	WASHER, LOCK: FRONT ENGINE MTG LEG		EA	2							42	4		
X2H		BASE: SKID D4WH257-1 (10941)	A	EA	1							42			
X20		CRANK, HAND STARTING 11A9569 (81240)	A	EA	1							42	6		
X1		PIN, CRANK 10A9593 (81240)	A	EA	1							42	7		
X20		CLAMP: CRANK RETAINING A300-735 (10941)	A	EA	1							42	8		
0	5305-011-0502	SCREW, MACHINE: CRANK CLAMP MTG		EA	2							42	9		
0	5310-045-3296	WASHER, LOCK: CRANK CLAMP MTG		EA	2							42	10		
0	5310-176-8137	NUT, PLAIN, HEXAGON: CRANK CLAMP MTG		EA	2							42	11		
0	5305-587-4253	SCREW, CAP, HEXAGON HEAD: LIFTING BAIL	A	EA	6							42	12		
X20		CLEVIS PLATE: TOWING A300-920 (10941)	A	EA	2							42	13		
n	5310-022-0083	NUT, PLAIN, HEXAGON: U-BOLT FIG9819 (10941)	A	EA	8							42	14		
X20		U-BOLT: CLEVIS PLATE MTG, 1 IN. DIA, 8 THD SIZE A300-921 (10941)		EA	2							42	15		
X2F		SUPPORT, ENGINE: REAR 10A16864 (81240)		EA	1							42			
F	5310-017-8632	WASHER, LOCK: FRONT ENGINE MTG LEG AND REAR ENGINE SUPPORT MTG		EA	6							42	17		
F	5305-514-7460	SCREW, CAP, HEXAGON HEAD: REAR ENGINE SUPPORT		EA	2							42	18		
0	5305-807-0500	SCREW, DRIVE: ENGINE SERVICE PLATE, GRAVITY PLATE, AND MANUFACTURER'S NAME-PLATE MTG TYPEU (45722)	A	EA	10							42	19		

(1) SMR CODE	(2) FEDERAL STOCK NUMBER	(3) DESCRIPTION REF. NUMBER & MFR CODE	(4) USABLE ON CODE	(5) QTY INC IN UNIT	(6) 30 DAY DS MAINT ALLOWANCE			(7) 30 DAY DS MAINT ALLOWANCE			(8) 1-YR ALW PER 100 EQUIP CNTGY	(9) DEPOT MAINT ALW PER 100 EQUIP	(10) ILLUS- TRATION	
					(A)	(B)	(C)	(A)	(B)	(C)			(A)	(B)
					1-20	21-50	51-100	1-20	21-50	51-100			FIG. NO.	ITEM NO.
X20		PLATE, IDENTIFICATION: CENTER OF GRAVITY A300-884 (10941)	A	EA	1								42	20
F	5310-010-2639	NUT, PLAIN, HEXAGON: FRONT ENGINE MTG LEG AND REAR ENGINE SUPPORT	A	EA	4								42	1
0	5310-010-2639	NUT, PLAIN, HEXAGON: LIFTING BAIL	A	EA	6								42	21
0	5310-010-3325	WASHER, LOCK: LIFTING BAIL	A	EA	6								42	22
n	5305-577-5462	SCREW, CAP, HFXAGON HEAD: GROUND CABLE MTG		EA	1								43	1
X20		CABLE: RECEPTACLE TO MAGNETIC SWITCH A300-905 (10941)	B	EA	1								43	2
X20		RECEPTACLE: CHARGING MILC13993 (81336)	B	EA	1								43	3
0	5305-017-9797	SCREW, CAP, HEXAGON HEAD: RECEPTACLE MTG		EA	4								43	4
X2H		BASE, SKID D4WH257-13 (10941)	B	EA	1								43	5
X20		GROMMET: POSITIVE CABLE 2566 (81240)B		EA	2								43	6
X20		EYE, TOWING A300-1050 (10941)	B	EA	2								43	7
0	5310-010-9084	NUT, PLAIN, HEXAGON: RECEPTACLE MTG		EA	4								43	8
0	5310-012-1637	WASHER, LOCK RECEPTACLE MTG		EA	8								43	9
0	5310-655-9544	NUT, PLAIN, HEXAGON: GROUND CABLE MTG		EA	1								43	10
0	5310-261-7340	FIG818 (01292) WASHER, LOCK: GROUND CABLE MTG	B	EA	2								43	11
X20		4020-26 (95110) CABLE: RECEPTACLE GROUND A300-904 (10941)	B	EA	1								43	12
X20		PLATE, IDENTIFICATION:FUEL VALVE A300-978 (10941)	B	EA	1								43	13
X2H		PISTON, INTERNAL COMBUSTION ENGINE: 0.040 IN. OVERSIZE (INCLUDES 2 EACH RING, STOCK NO. 5340-374-97081 MS13956-3 (96906)	B	EA	4									
X1		PIN, PISTON MS13996-3 (96906)		EA	4									



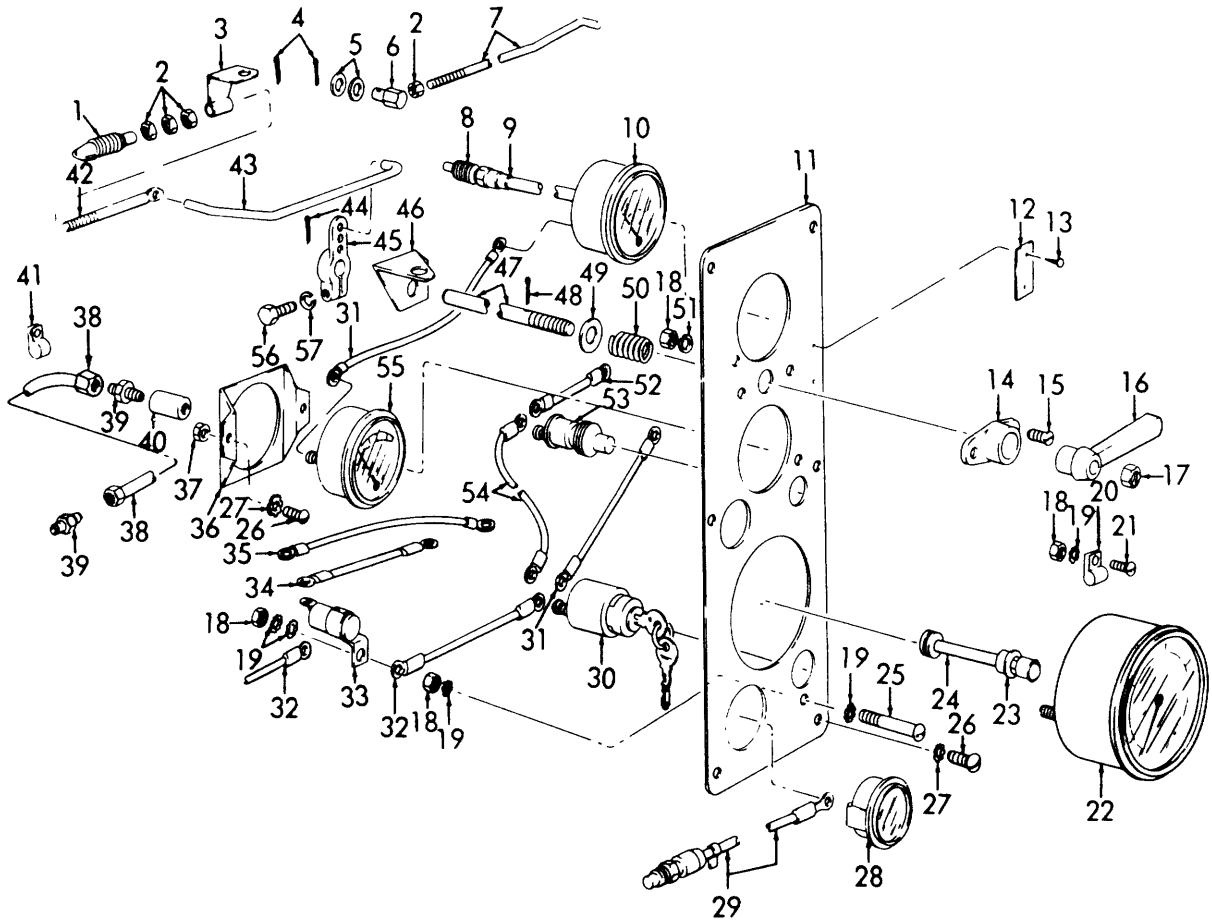
ME 4320-216-35P/1

Figure 1. Hood, Side Covers, and Fasteners.



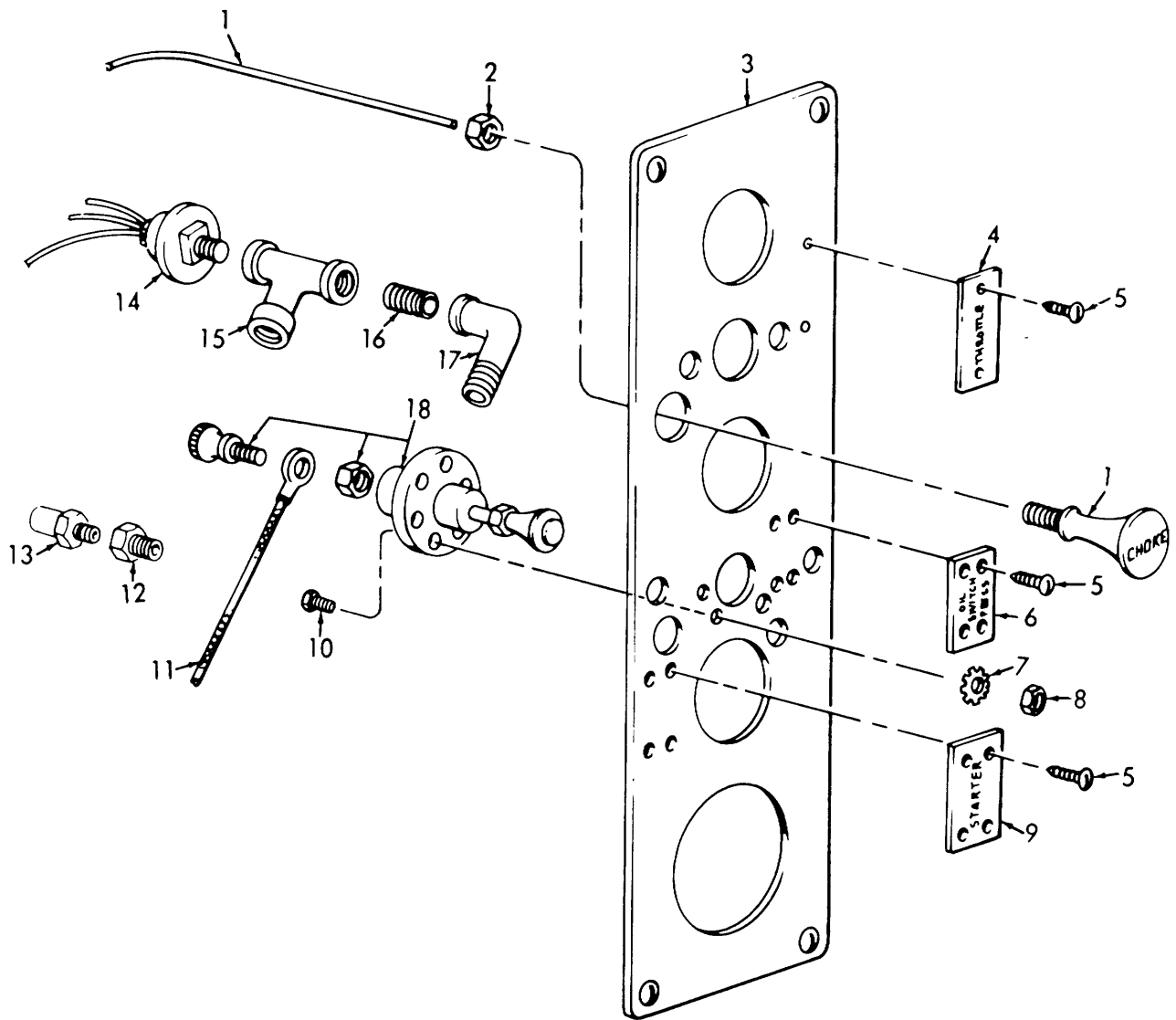
ME 4320-216-35P/2

Figure 2. Hood and Rear Enclosure,



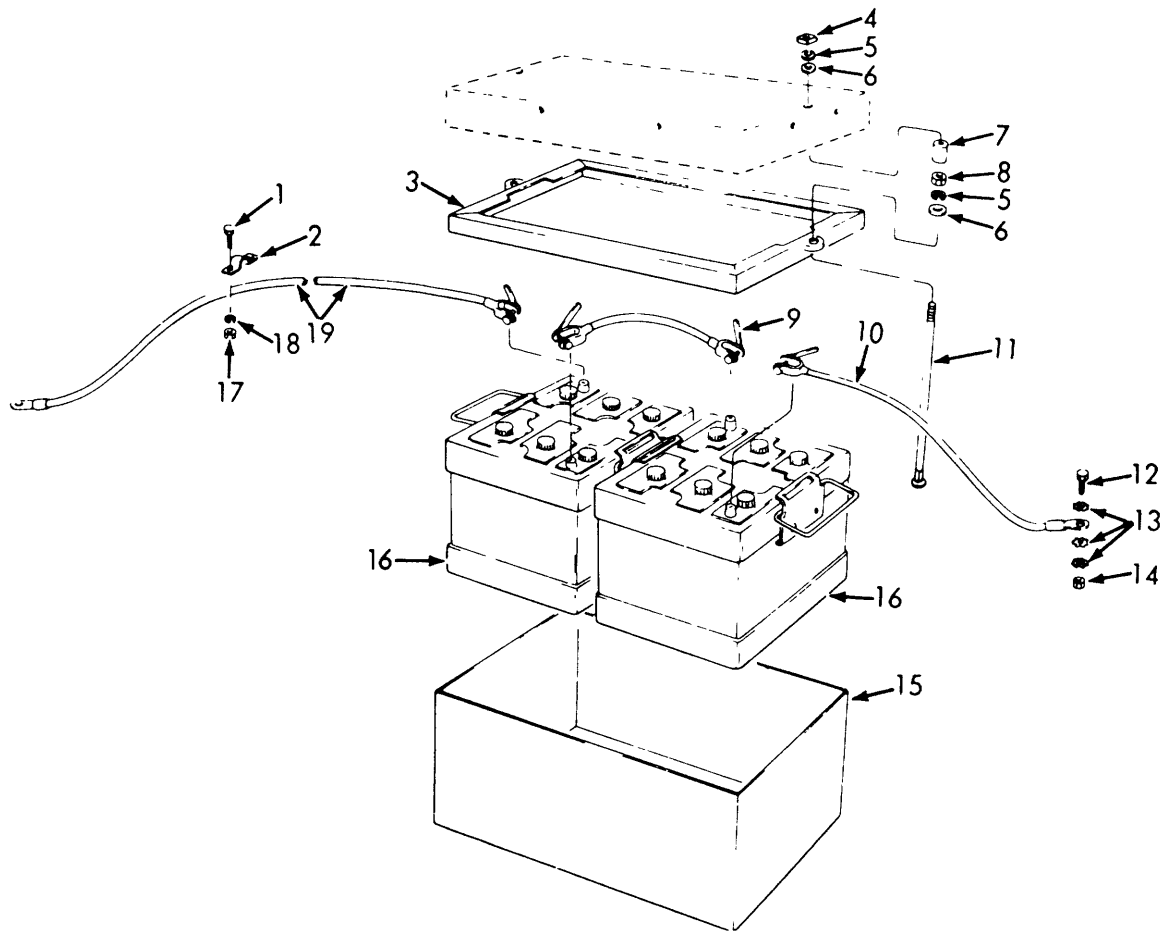
ME 4320-216-35P/3

Figure 3. Instrument Panel.



ME 4320-216-35P/4

Figure 4. Control Panel.



ME 4320-216-35P/5

Figure 5. Battery Box Top and Cable.

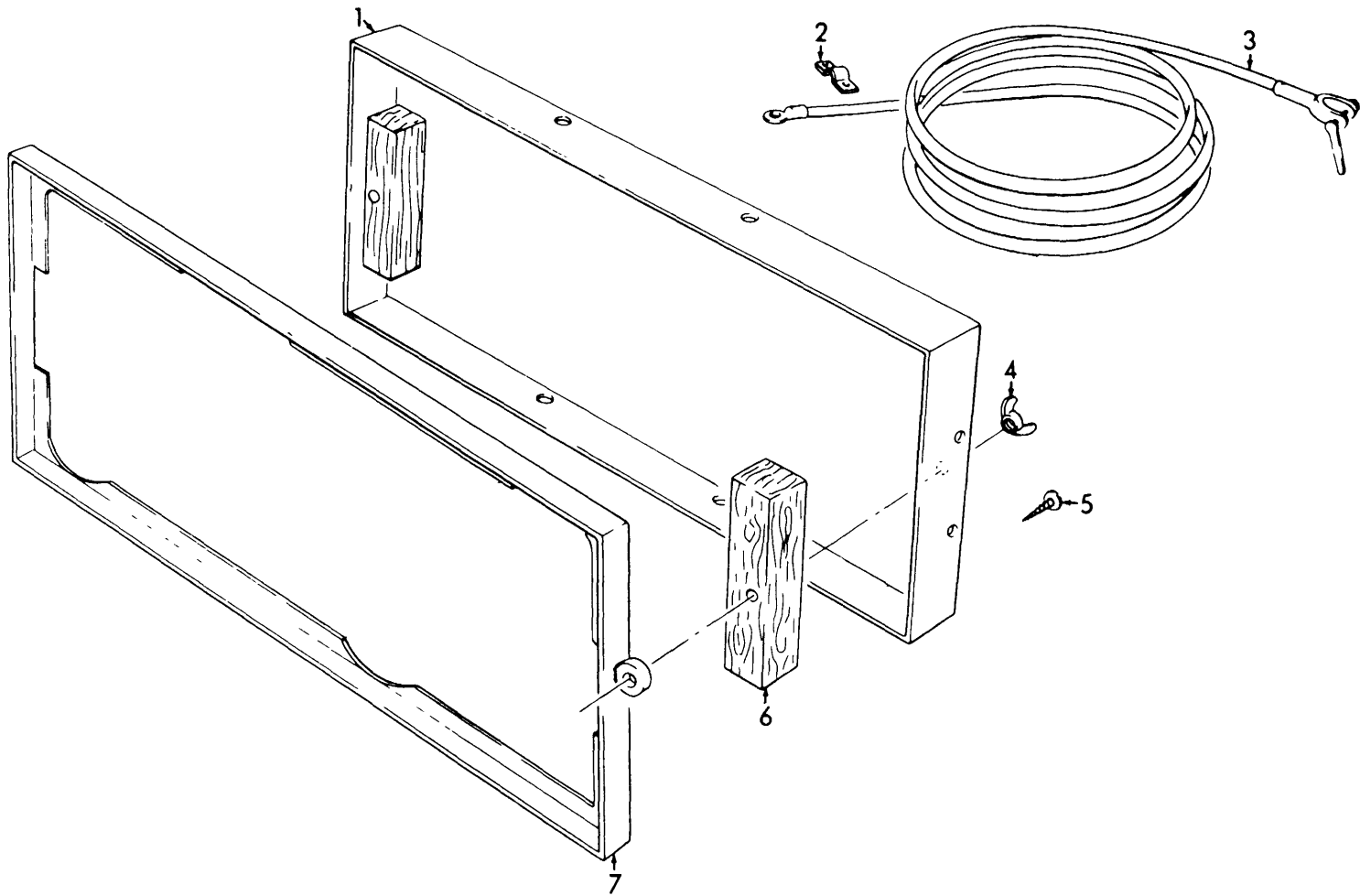
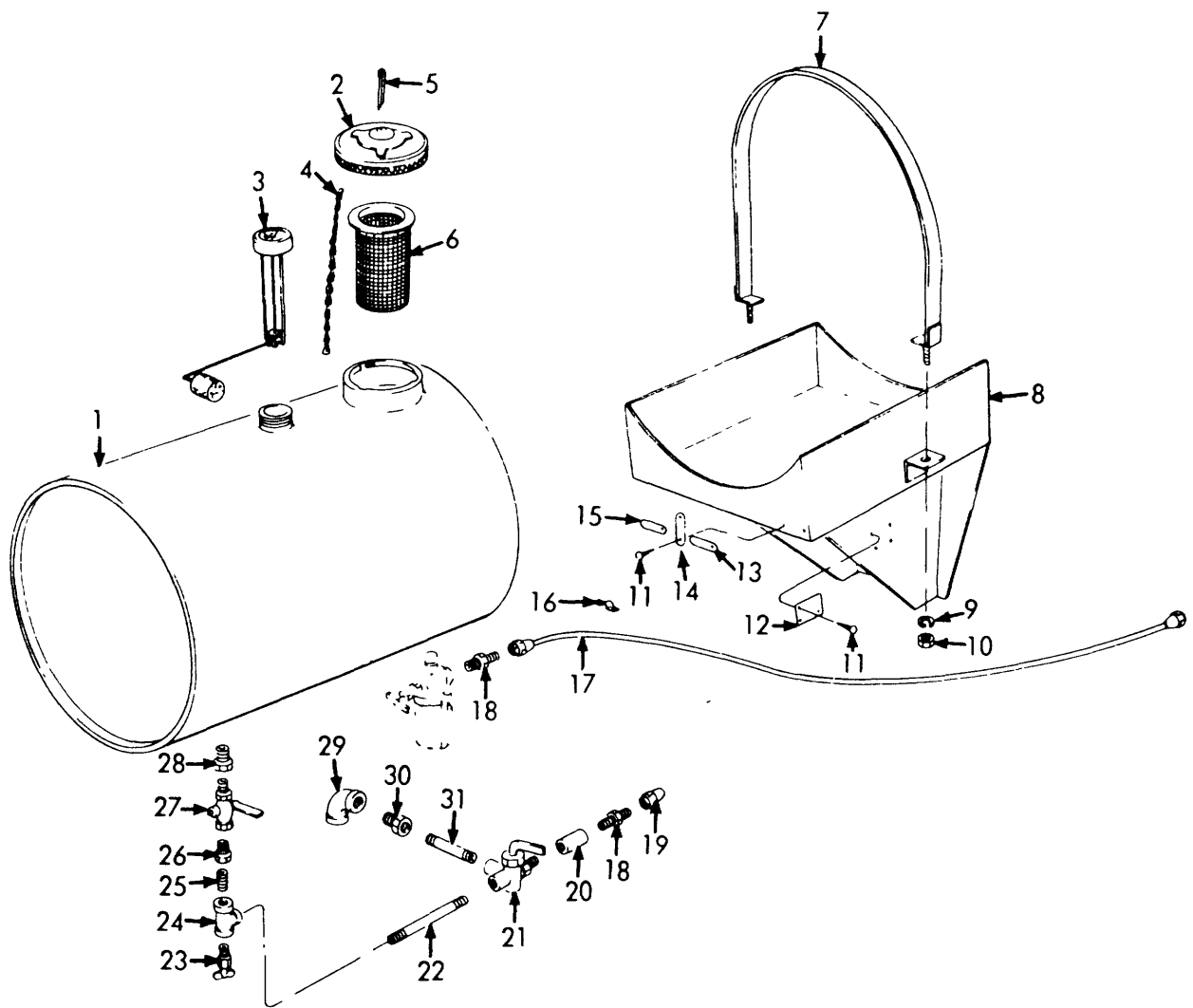


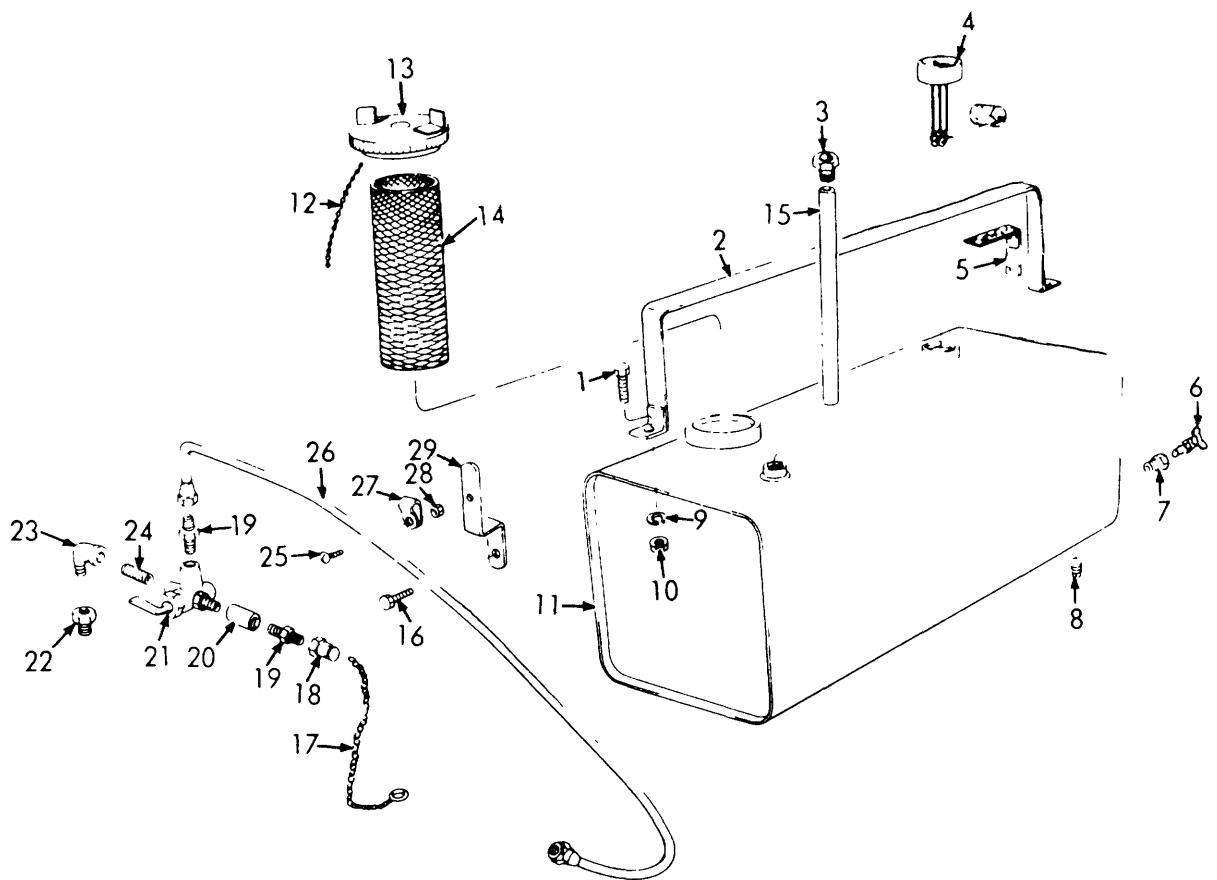
Figure 6. Battery Box Cover, Frame and Cable.

ME 4320-216-35P/6



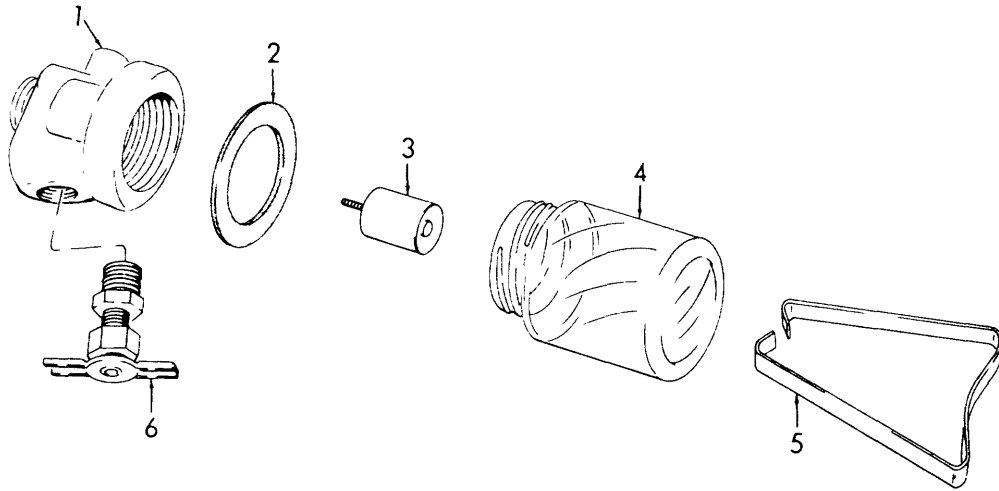
ME 4320-216-35P/7

Figure 7. Fuel Tank, and Fittings.



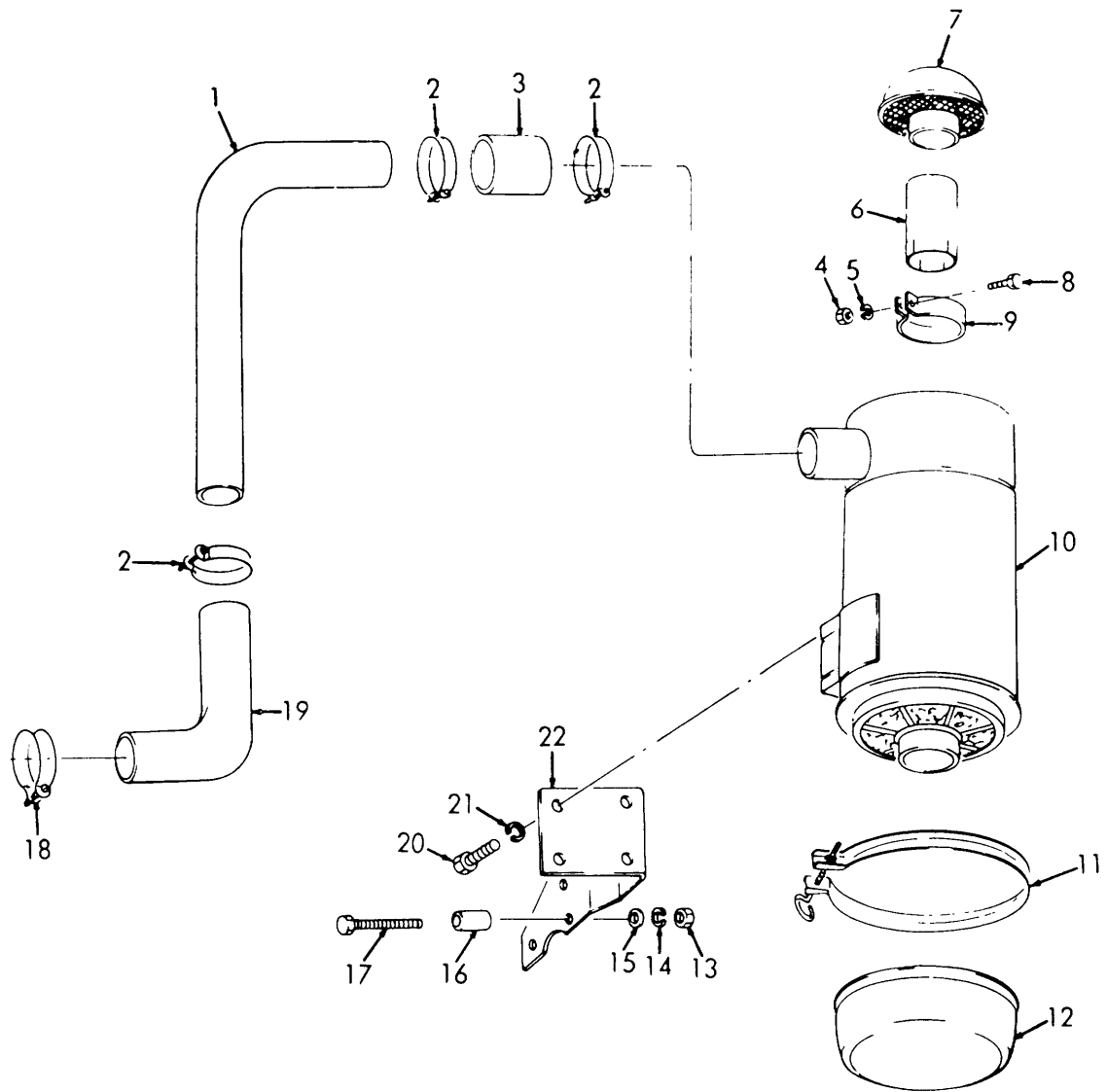
ME 4320-216-35P/8

Figure 8. Fuel Tank, Lines, and Fittings.



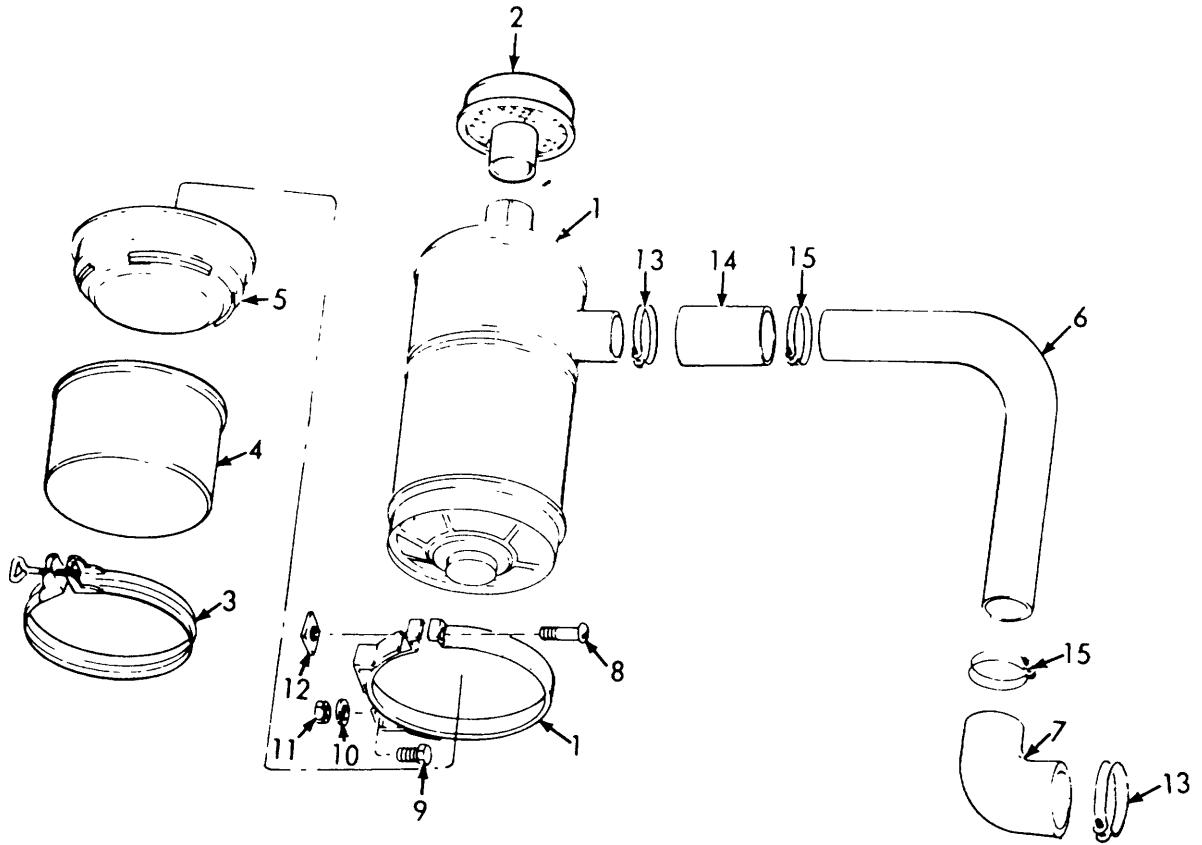
ME 4320-216-35P/9

Figure 9. Fuel Filter.



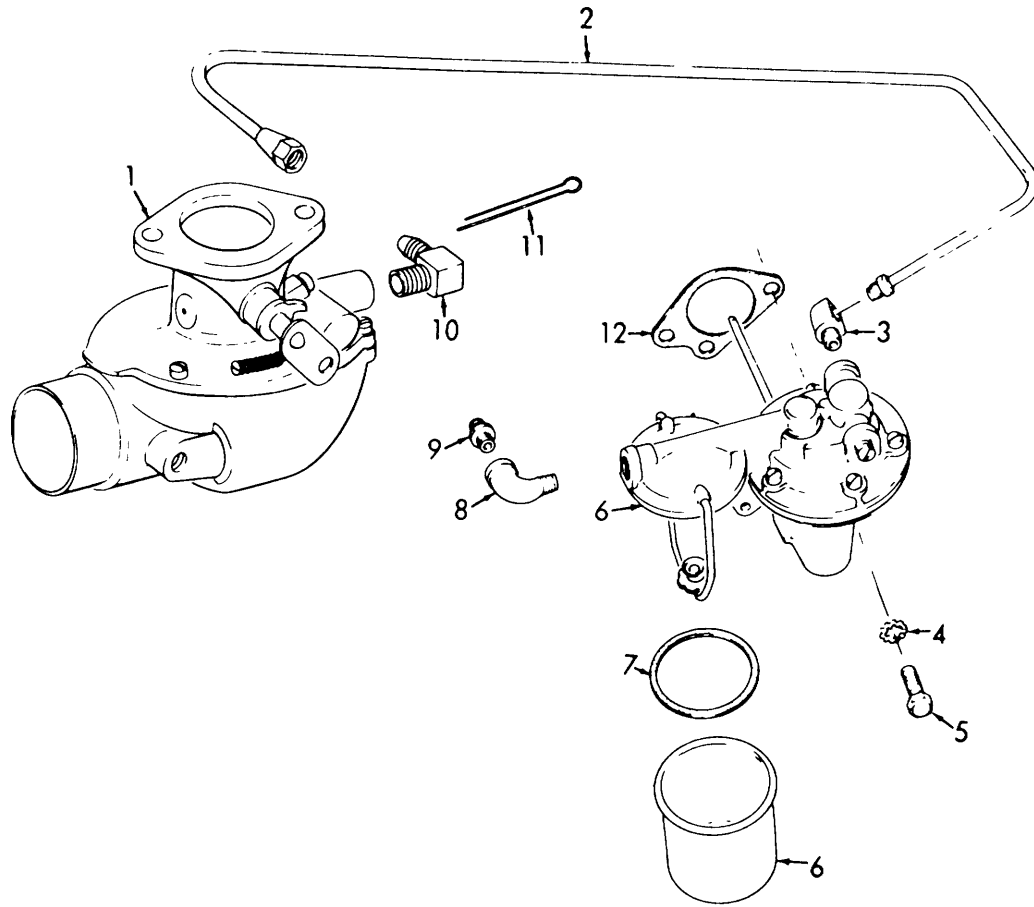
ME 4320-216-35P/10

Figure 10. Air Cleaner.



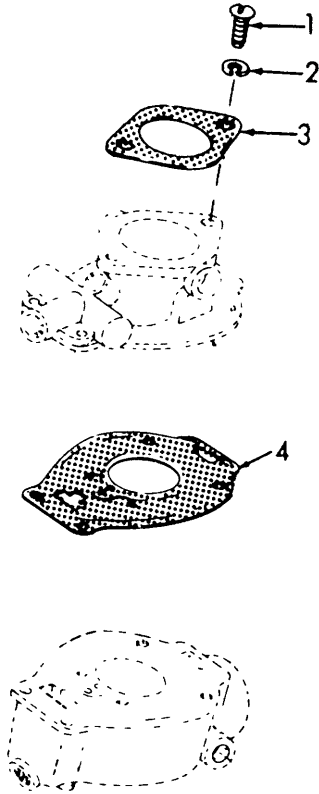
ME 4320-216-35P/11

Figure 11. Air Cleaner.



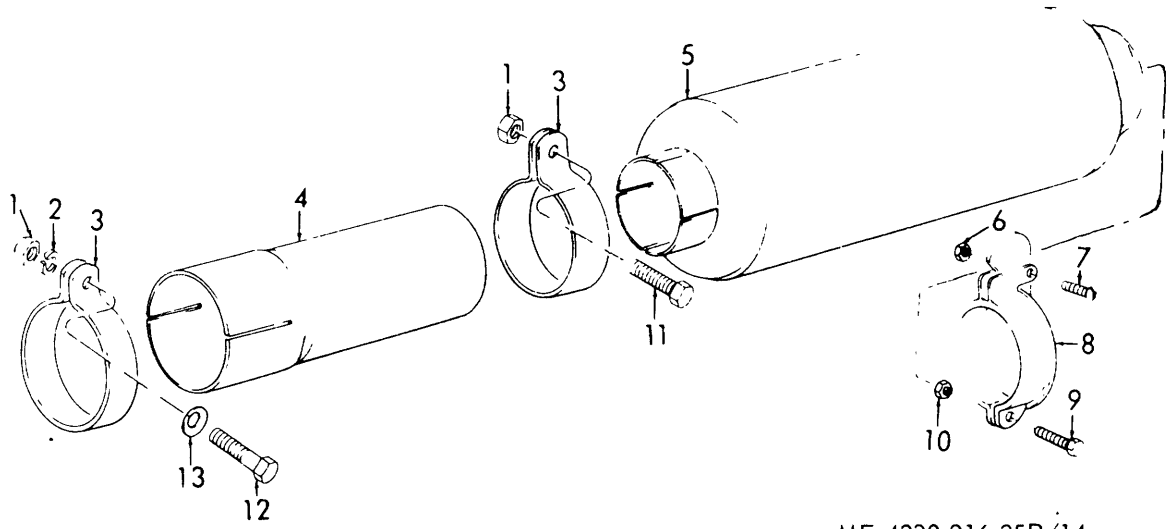
ME 4320-216-35P/12

Figure 12. Fuel Pump and Carburetor.



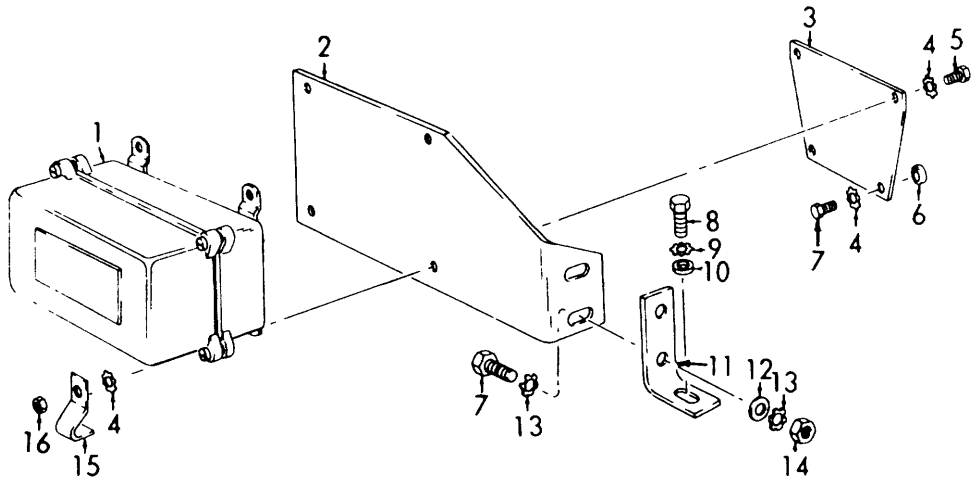
ME 4320-216-35P/13

Figure 13. Carburetor Gaskets.



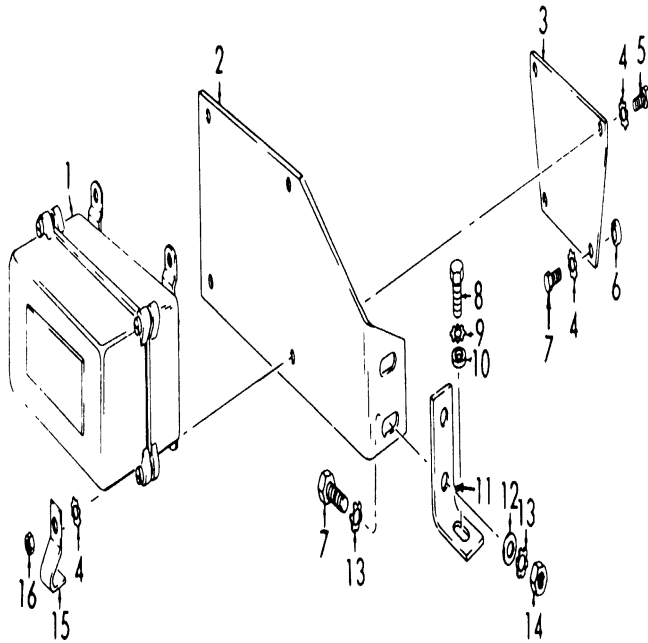
ME 4320-216-35P/14

Figure 14. Muffler.



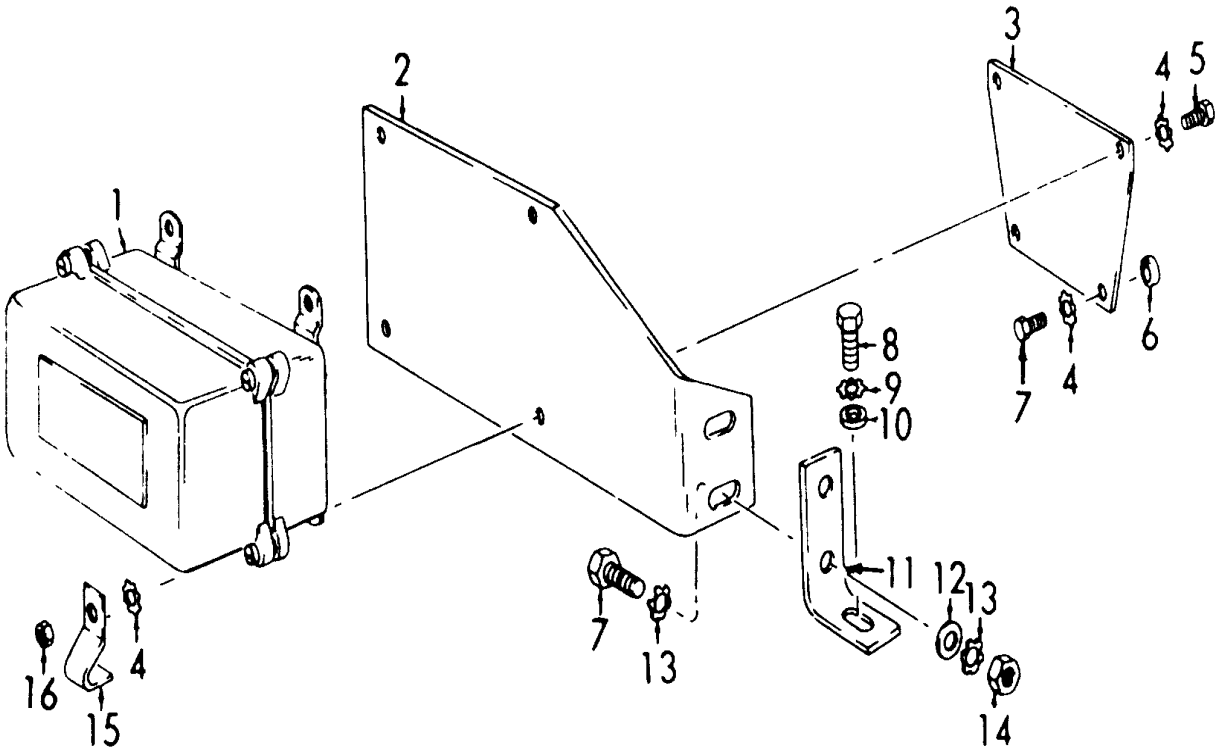
ME 4320-216-35P/15

Figure 15. Generator Regulator.



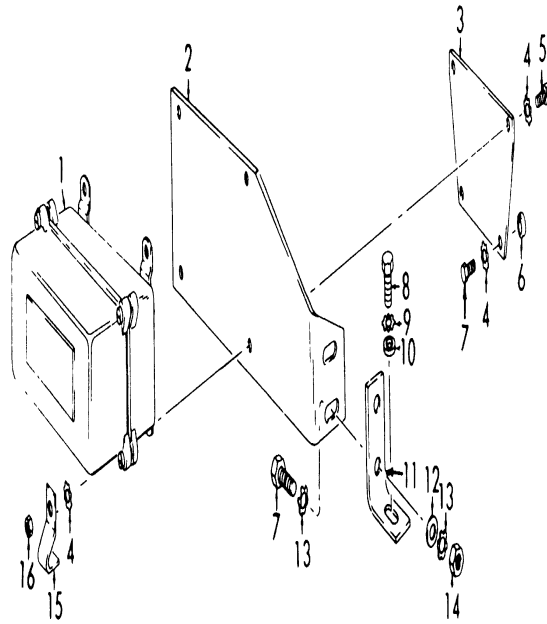
ME 4320-216-35P/15

Figure 16. Generator Regulator Attaching Parts.



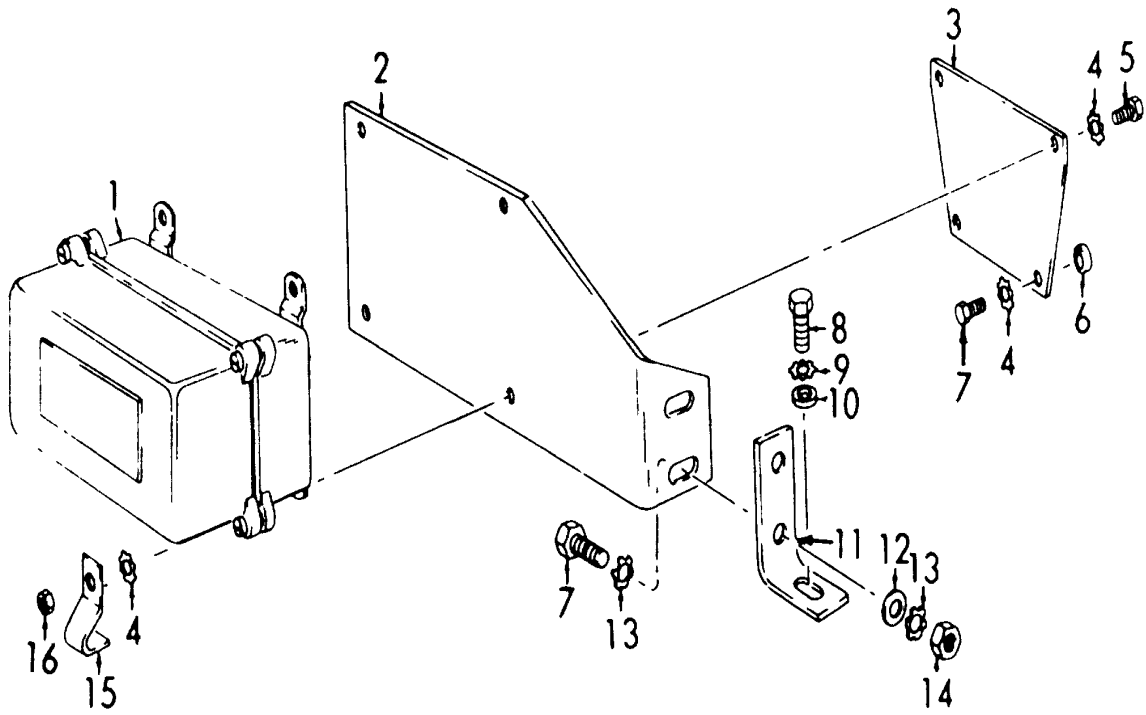
ME 4320-216-35P/15

Figure 17. Generator and Related Parts.



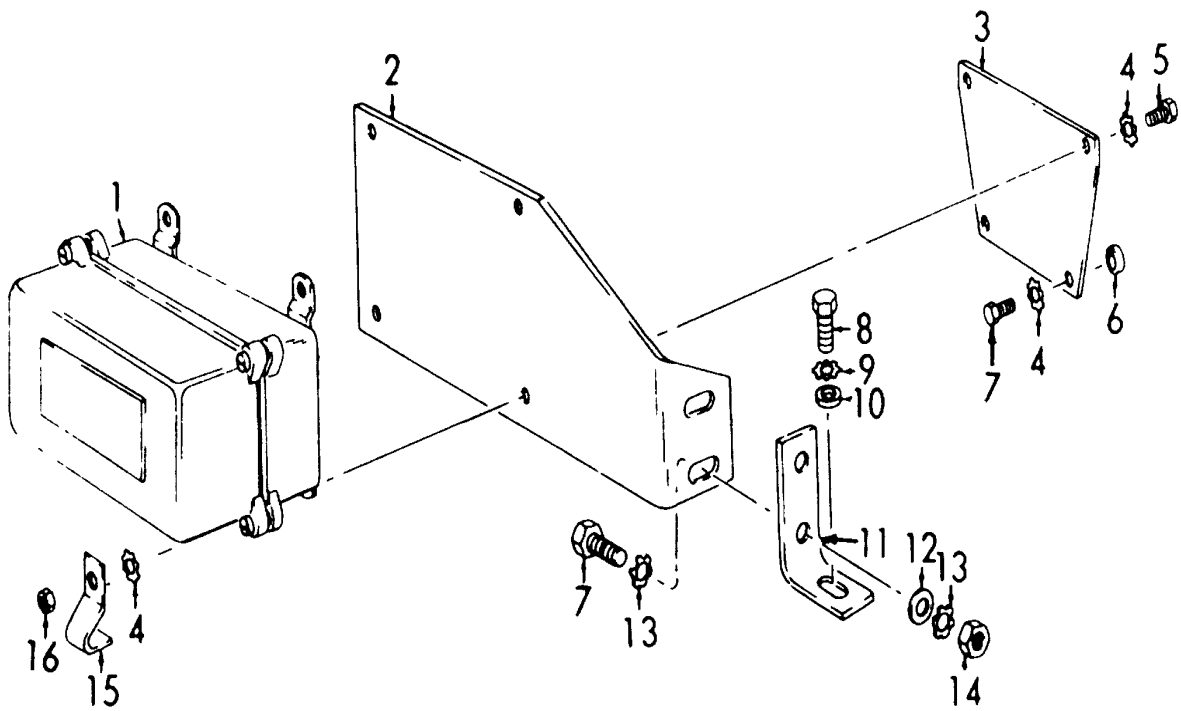
ME 4320-216-35P/15

Figure 18. Ignition Wires and Spark Plugs.



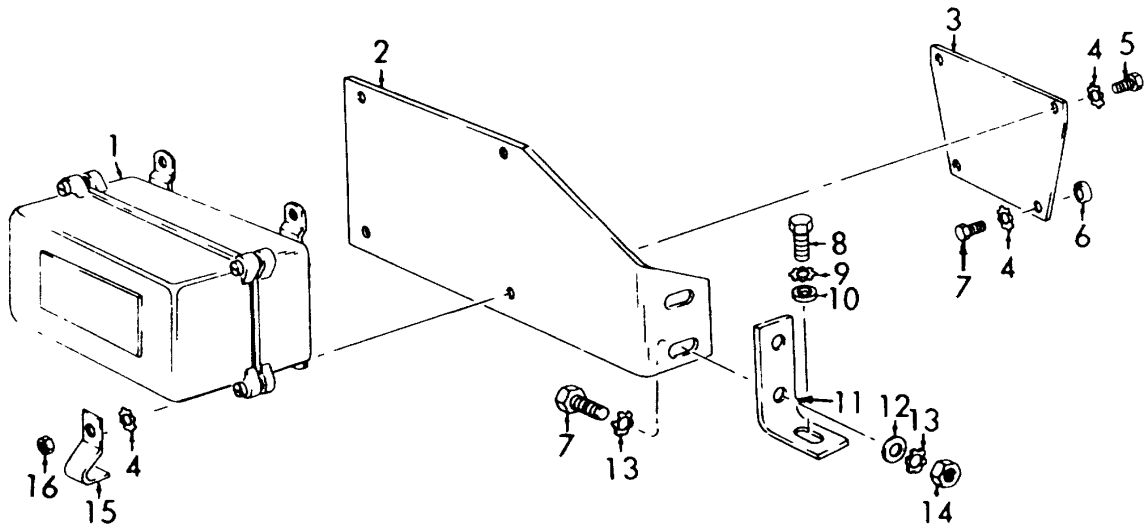
ME 4320-216-35P/15

Figure 19. Magneto.



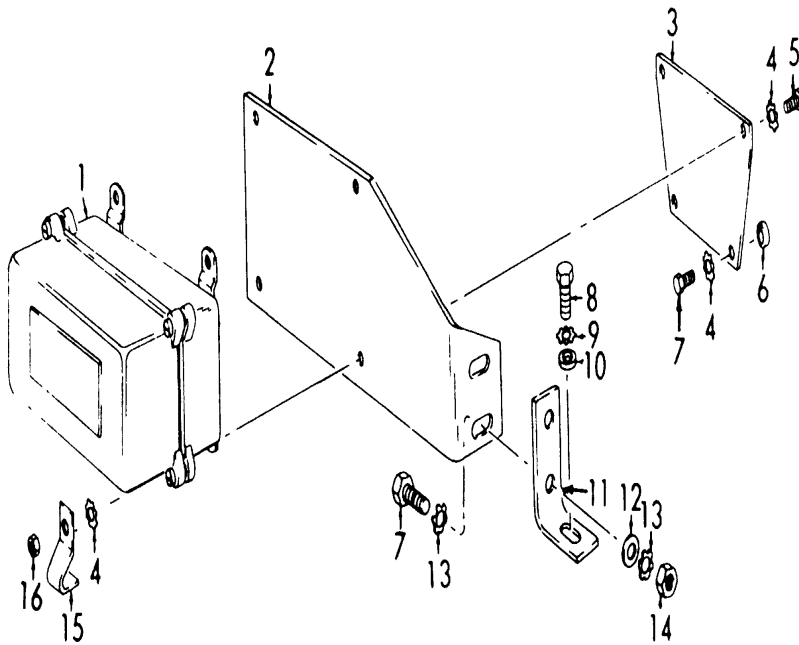
ME 4320-216-35P/15

Figure 20. Magnetic Switch, and Charging Receptacle.



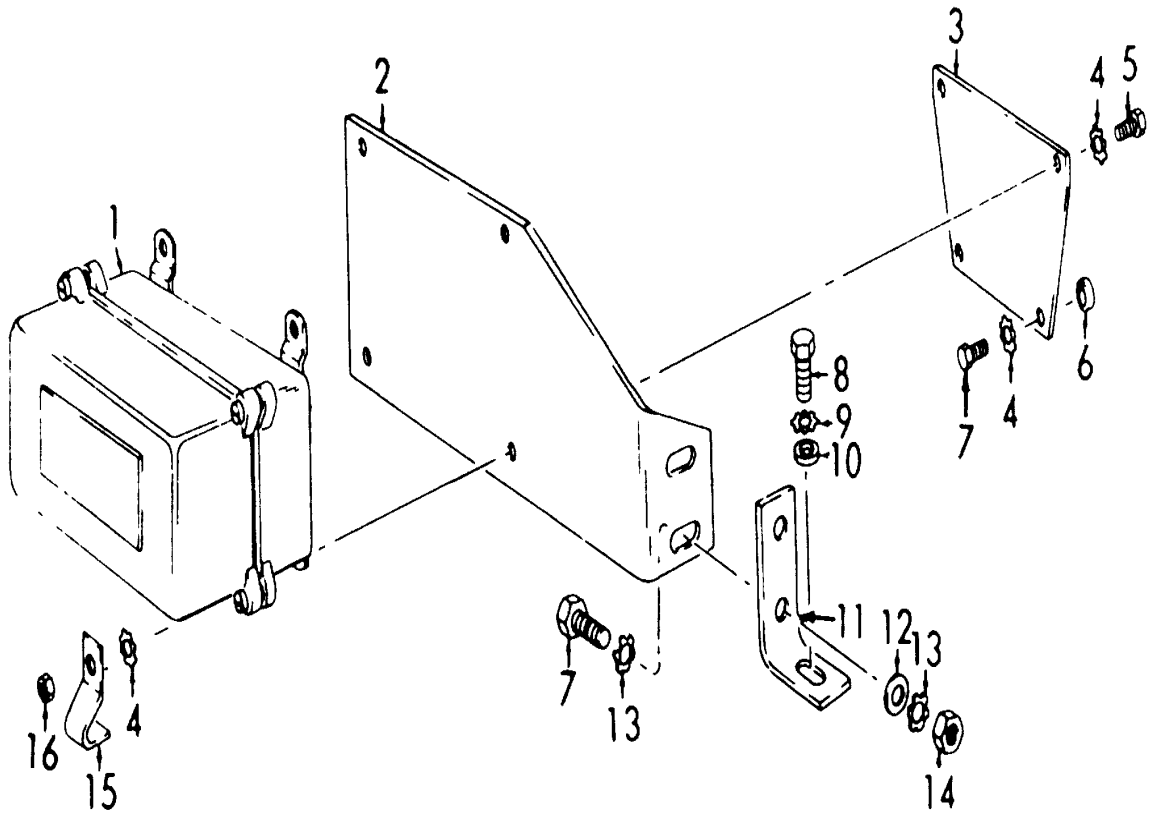
ME 4320-216-35P/15

Figure 21. Starter.



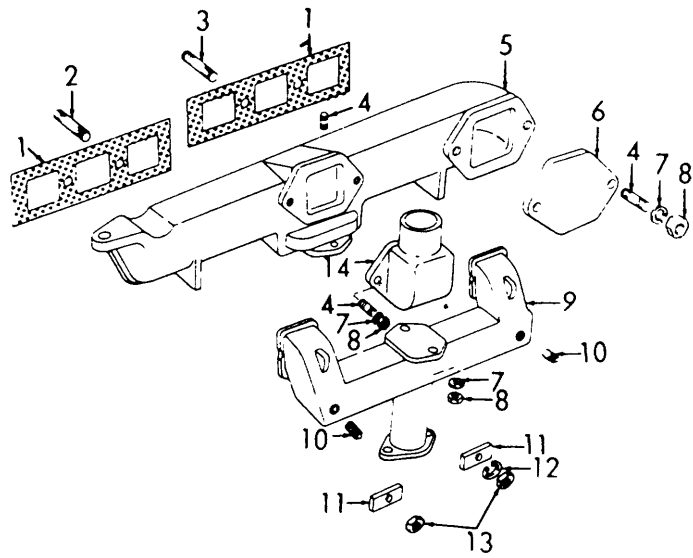
ME 4320-216-35P/15

Figure 22. Tachometer Drive Housing, and Gear.



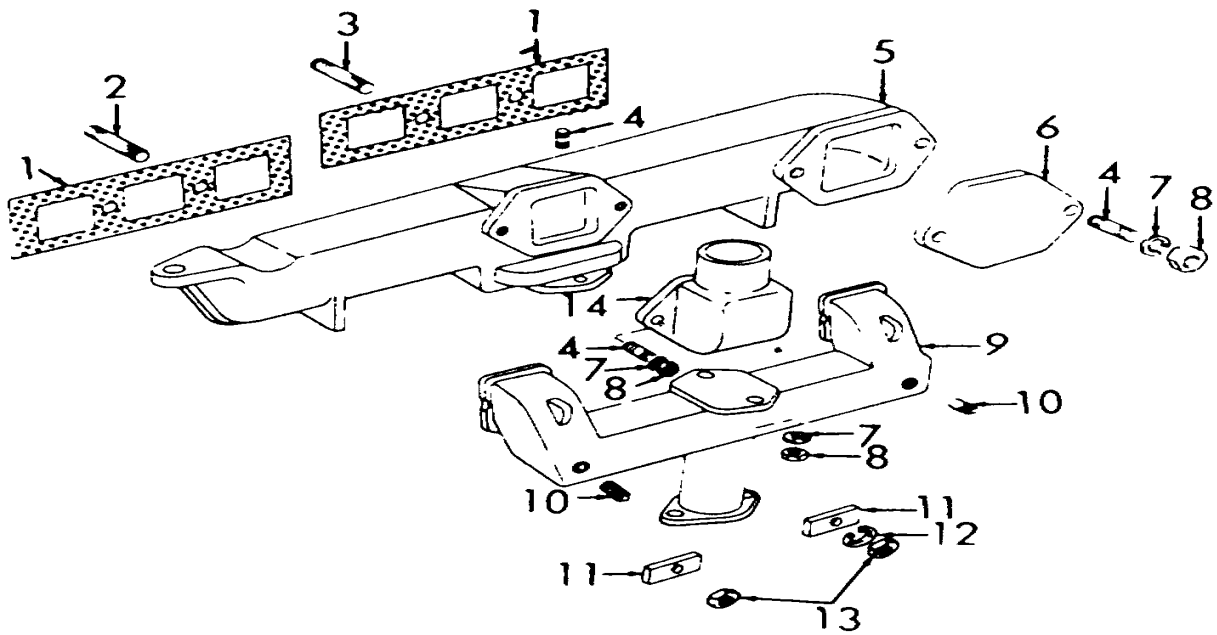
ME 4320-216-35P/15

Figure 23. Governor and Controls.



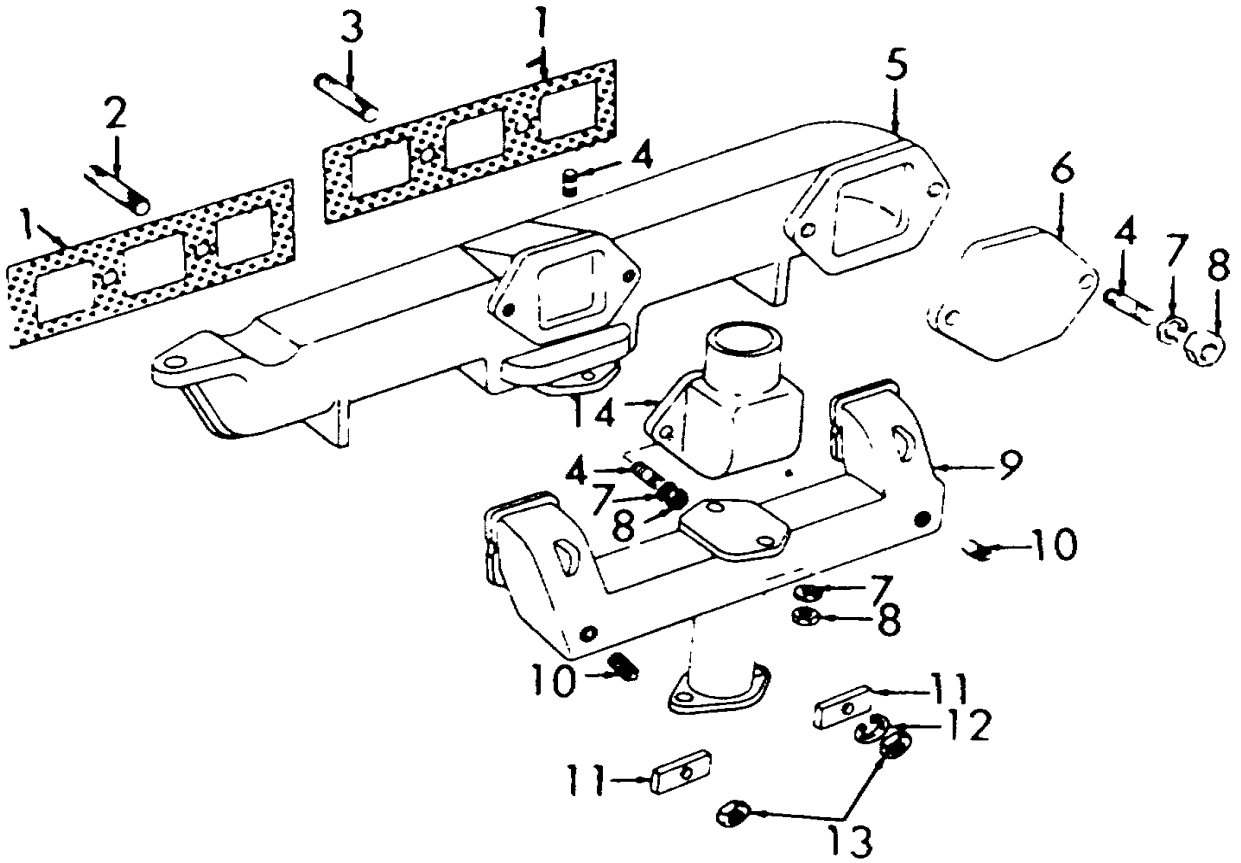
ME 4320-216-35P/24

Figure 24. Manifolds.



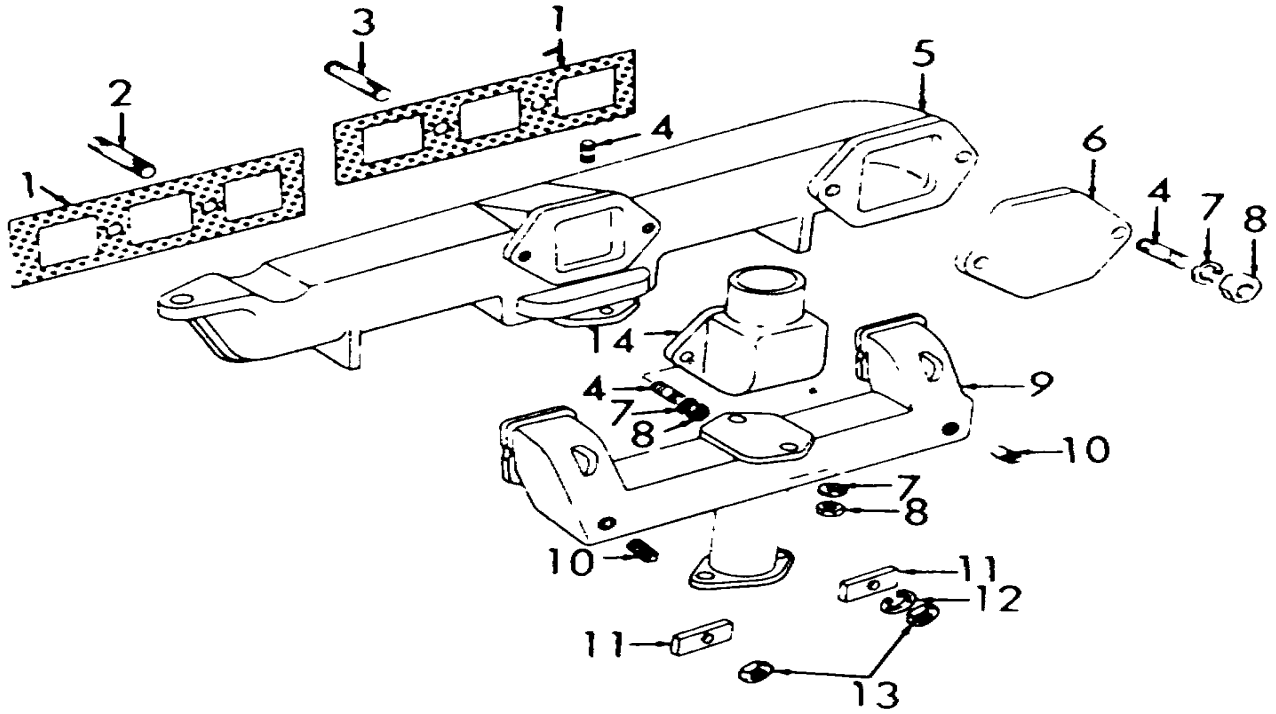
ME 4320-216-35P/24

Figure 25. Fan, Guard, and Pulley.



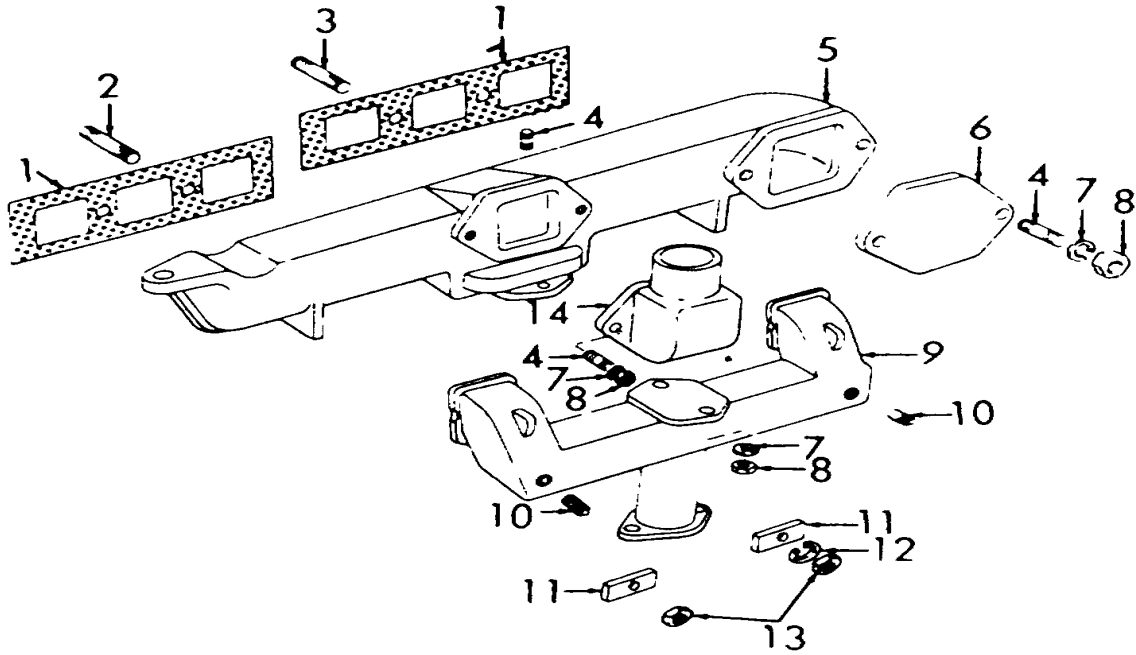
ME 4320-216-35P/24

°Figure 26. Radiator, Shroud, Grille, Lines, and Fittings.



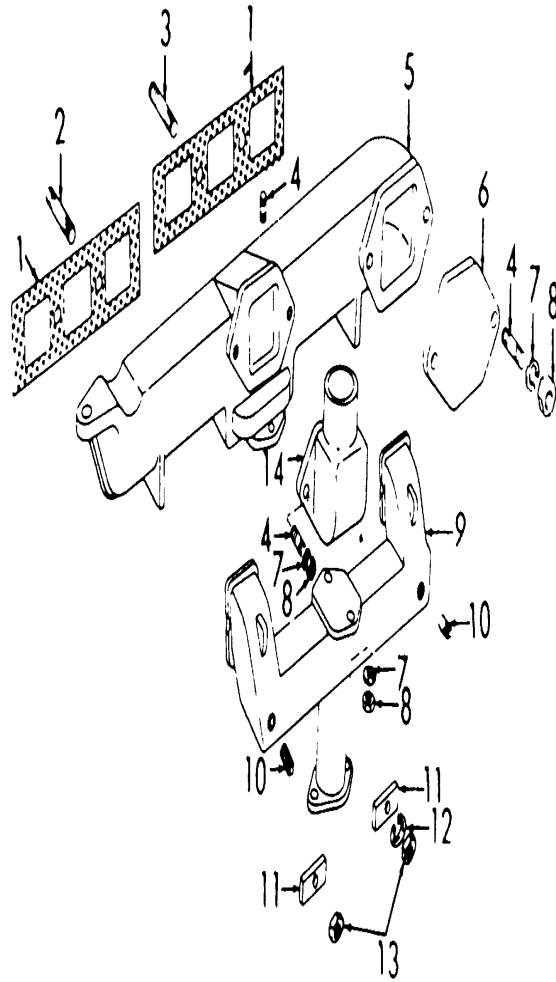
ME 4320-216-35P/24

Figure 27. Radiator.



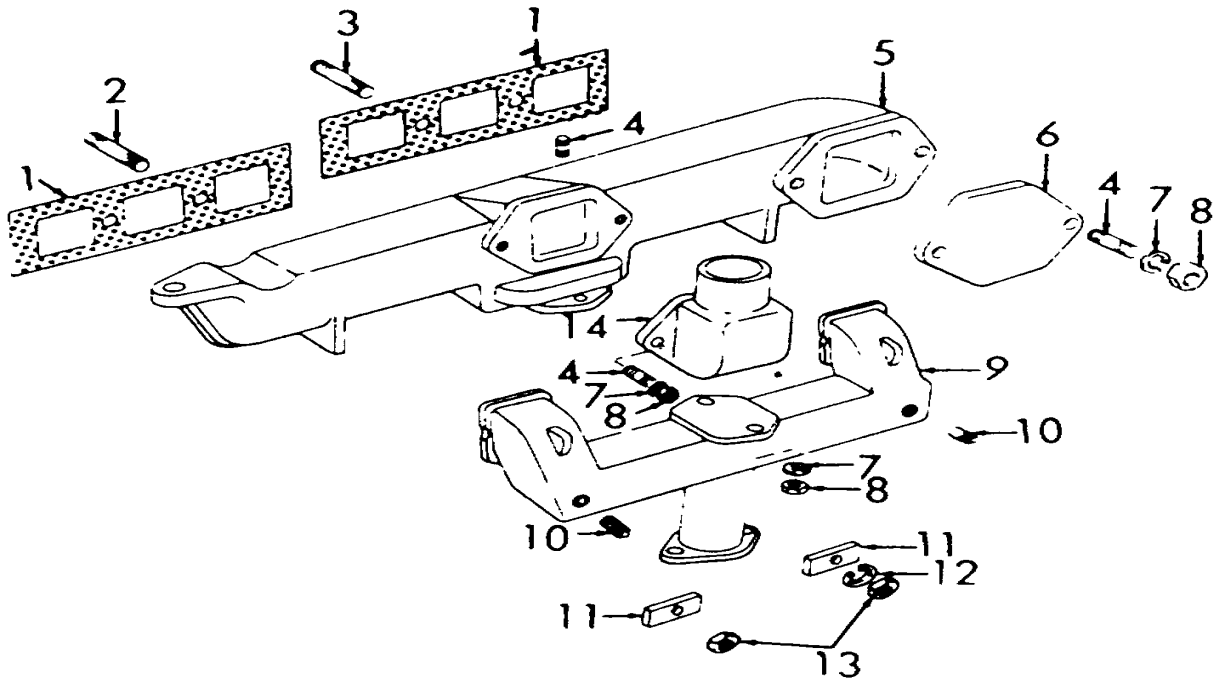
ME 4320-216-35P/24

Figure 28. Water Pump.



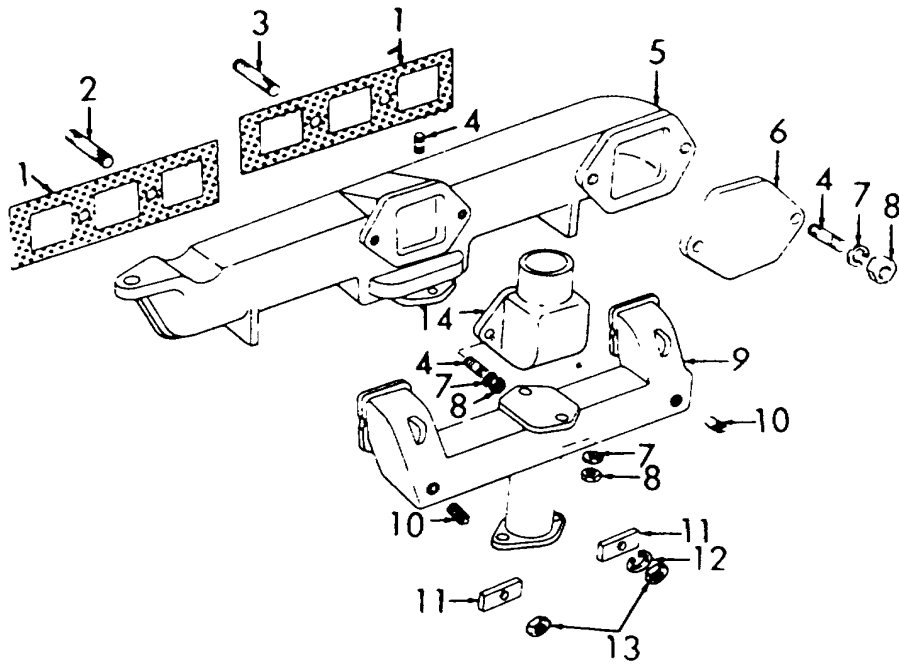
ME 4320-216-35P/24

Figure 29. Cylinder Block, Head, Cover, Exhaust Valve and Breather.



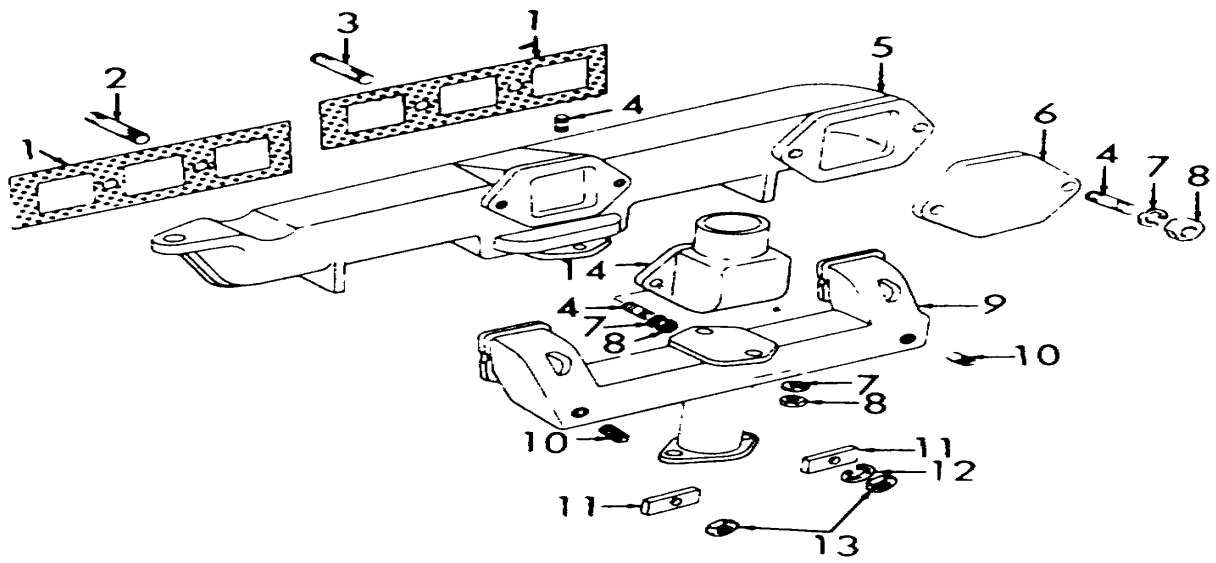
ME 4320-216-35P/24

Figure 30. Crankcase, Crankshaft Bearing Gage, and Oil Strainer.



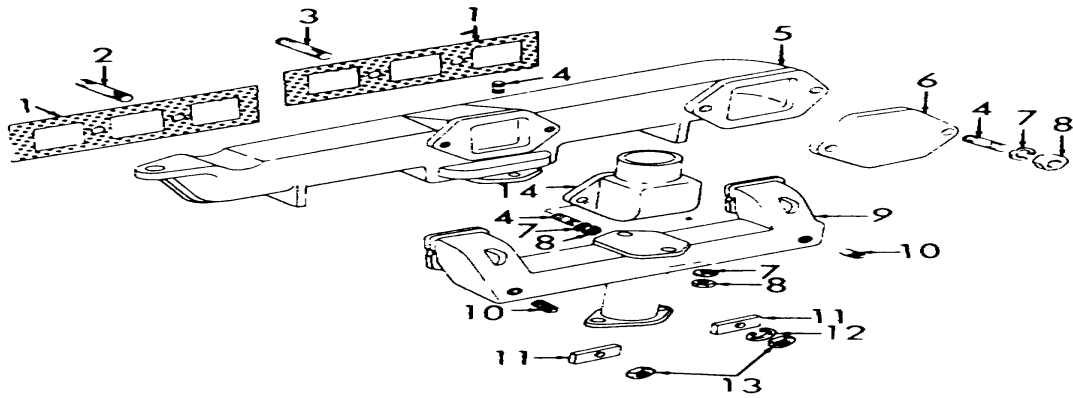
ME 4320-216-35P/24

Figure 31. Covers, Starting Crank, Oil Filter and Timing Indicator.



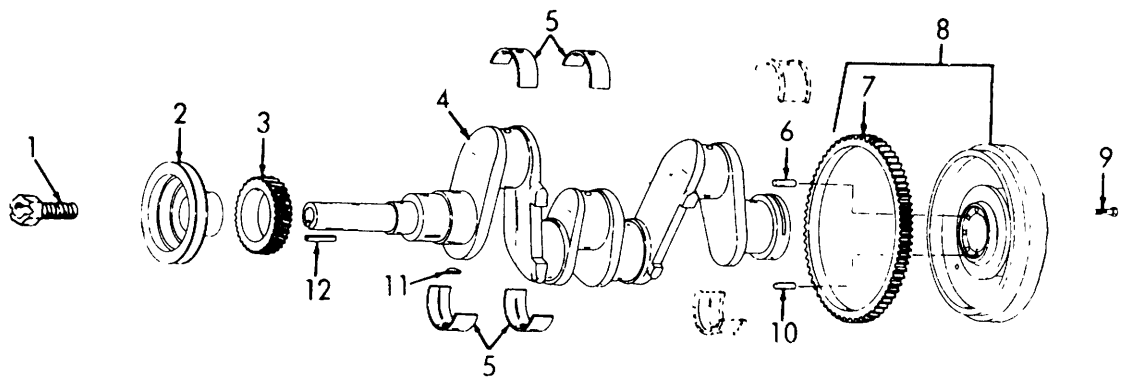
ME 4320-216-35P/24

Figure 32. Rocker Arm.



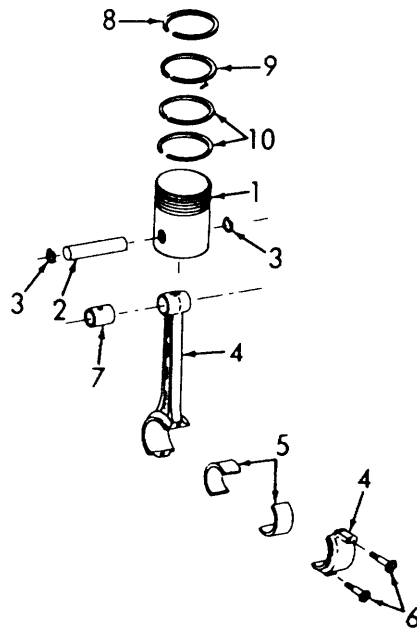
ME 4320-216-35P/24

Figure 33. Camshaft and Timing Gears.



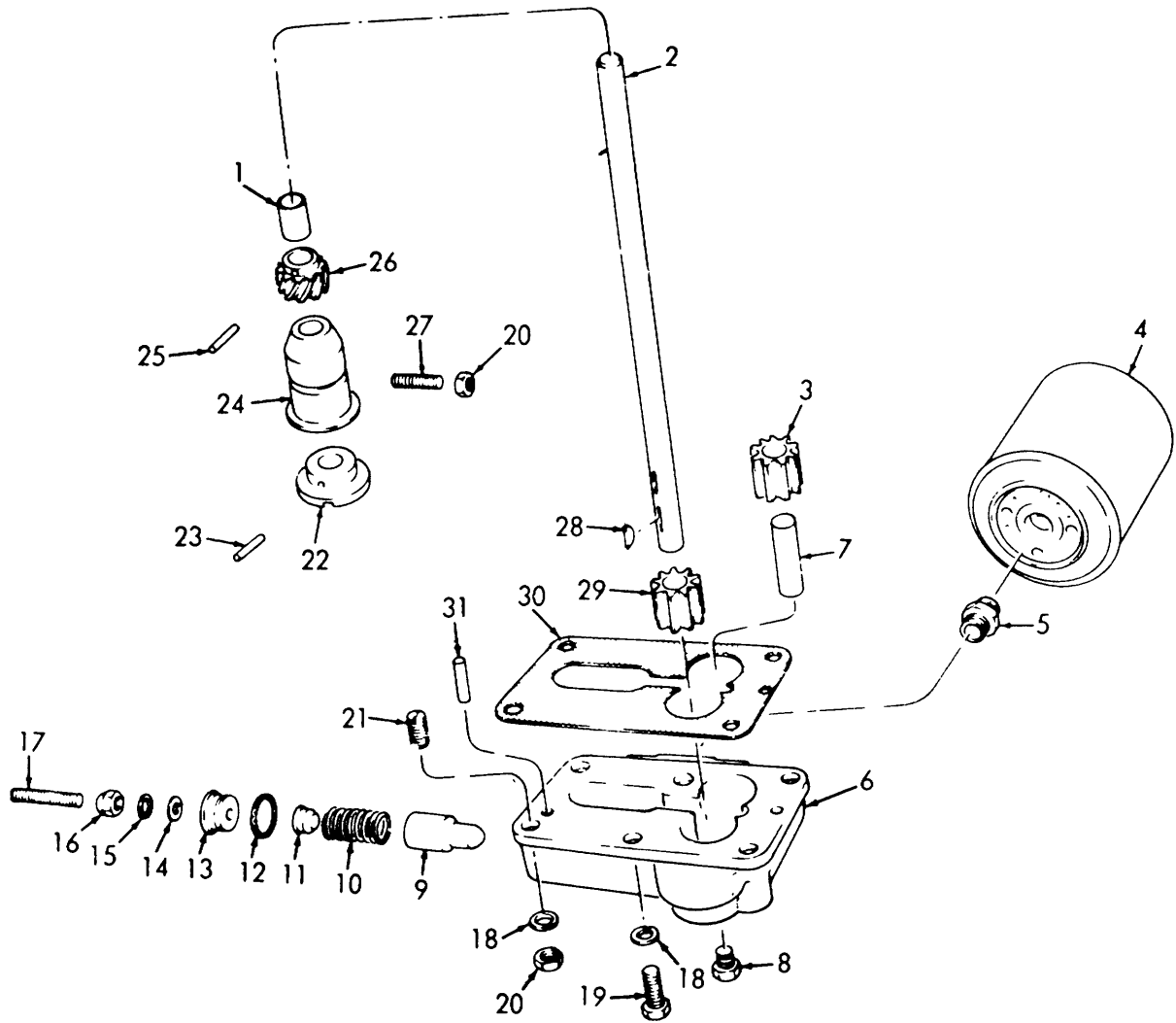
ME 4320-216-35P/34

Figure 34. Crankshaft, Flywheel, and Timing Gear.



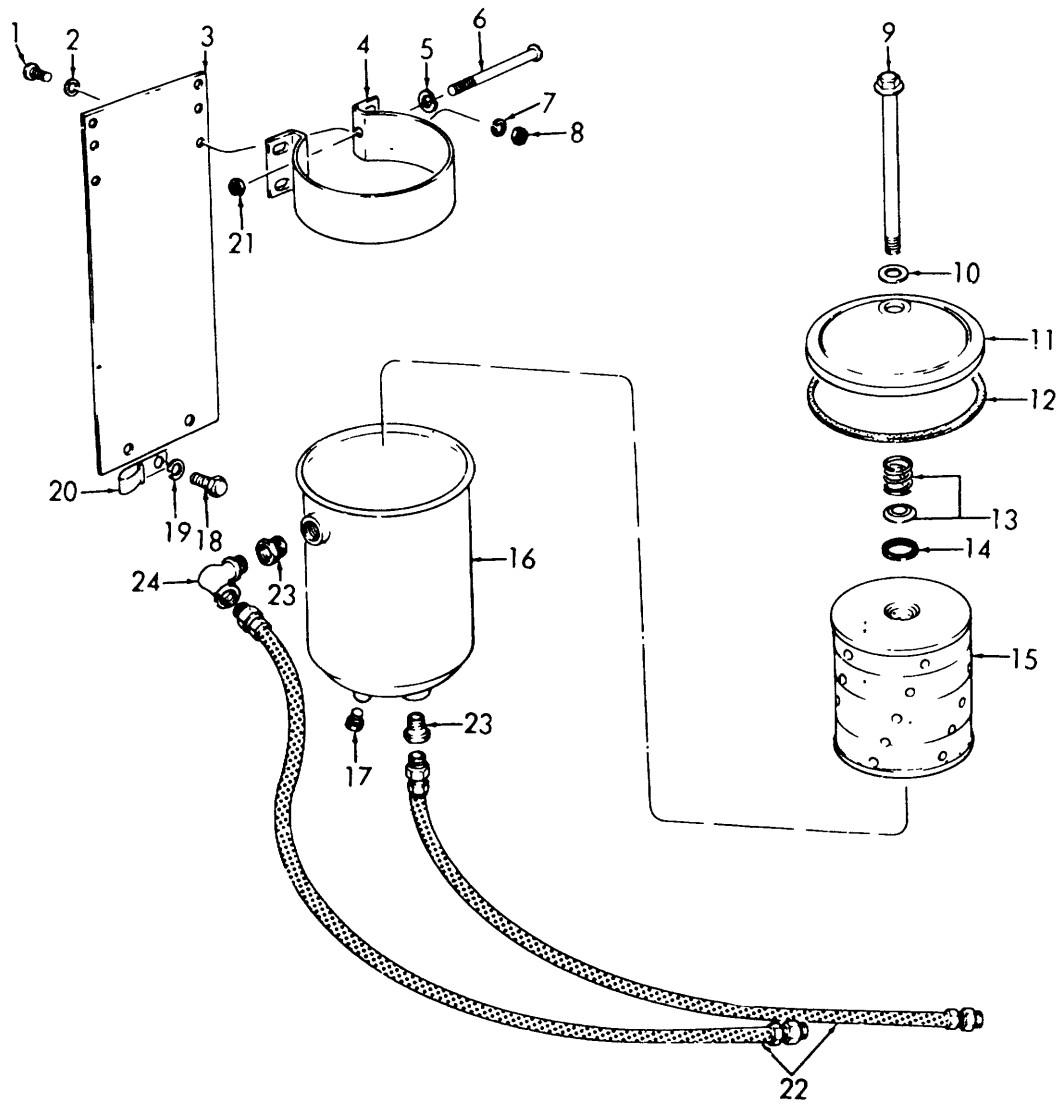
ME 4320-216-35P/35

Figure 35. Piston and Connecting Rod.



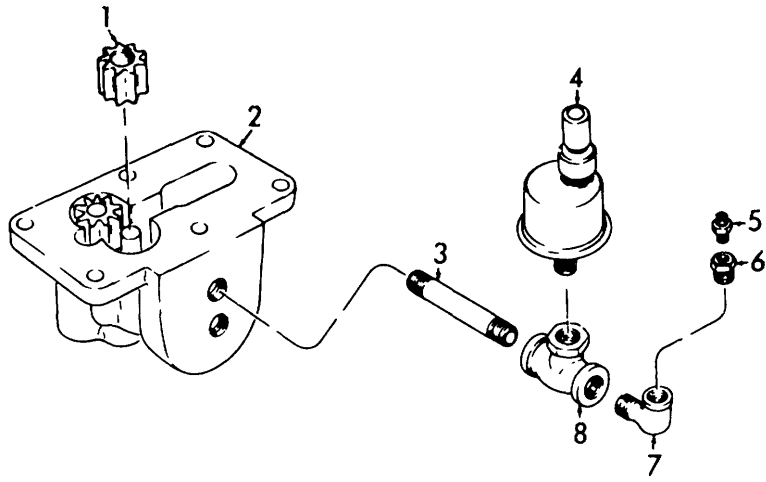
ME 4320-216-35P/36

Figure 36. Oil Pump and Filter.



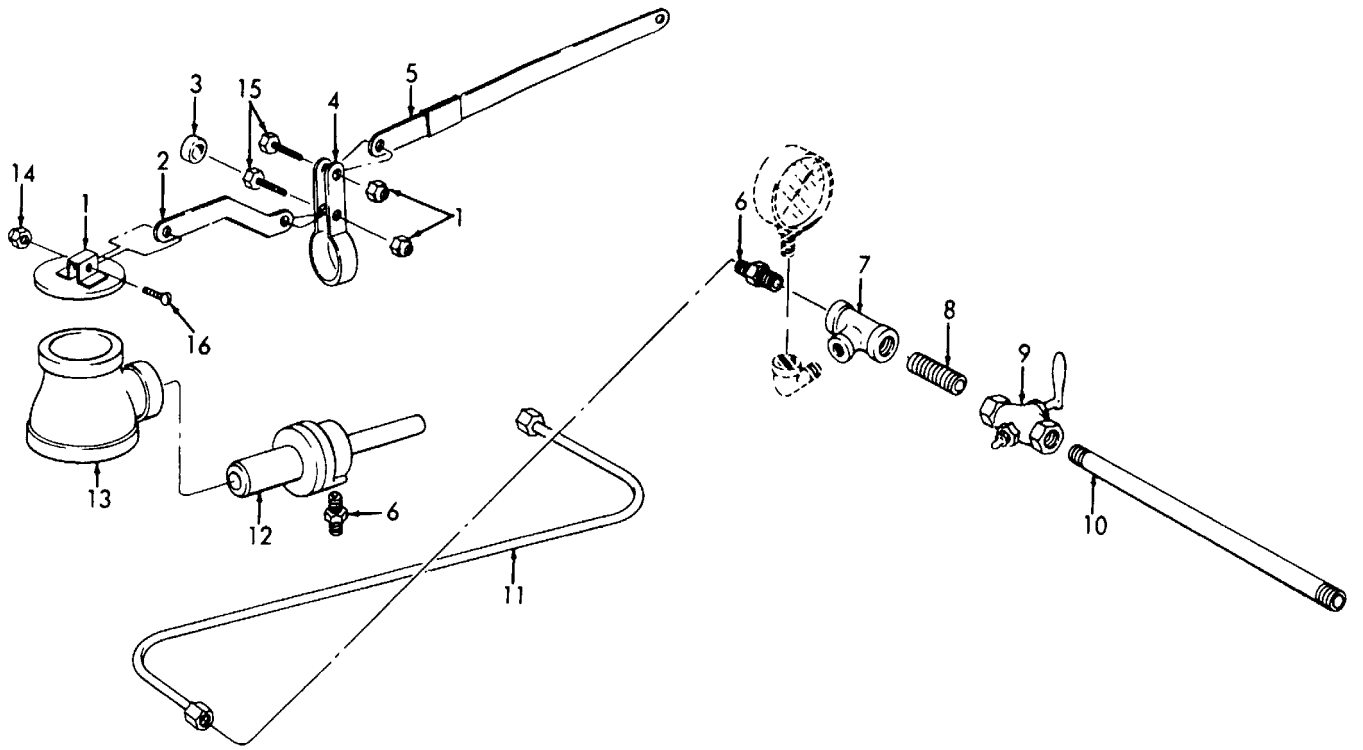
ME 4320-216-35P/37

Figure 37. Oil Filter.



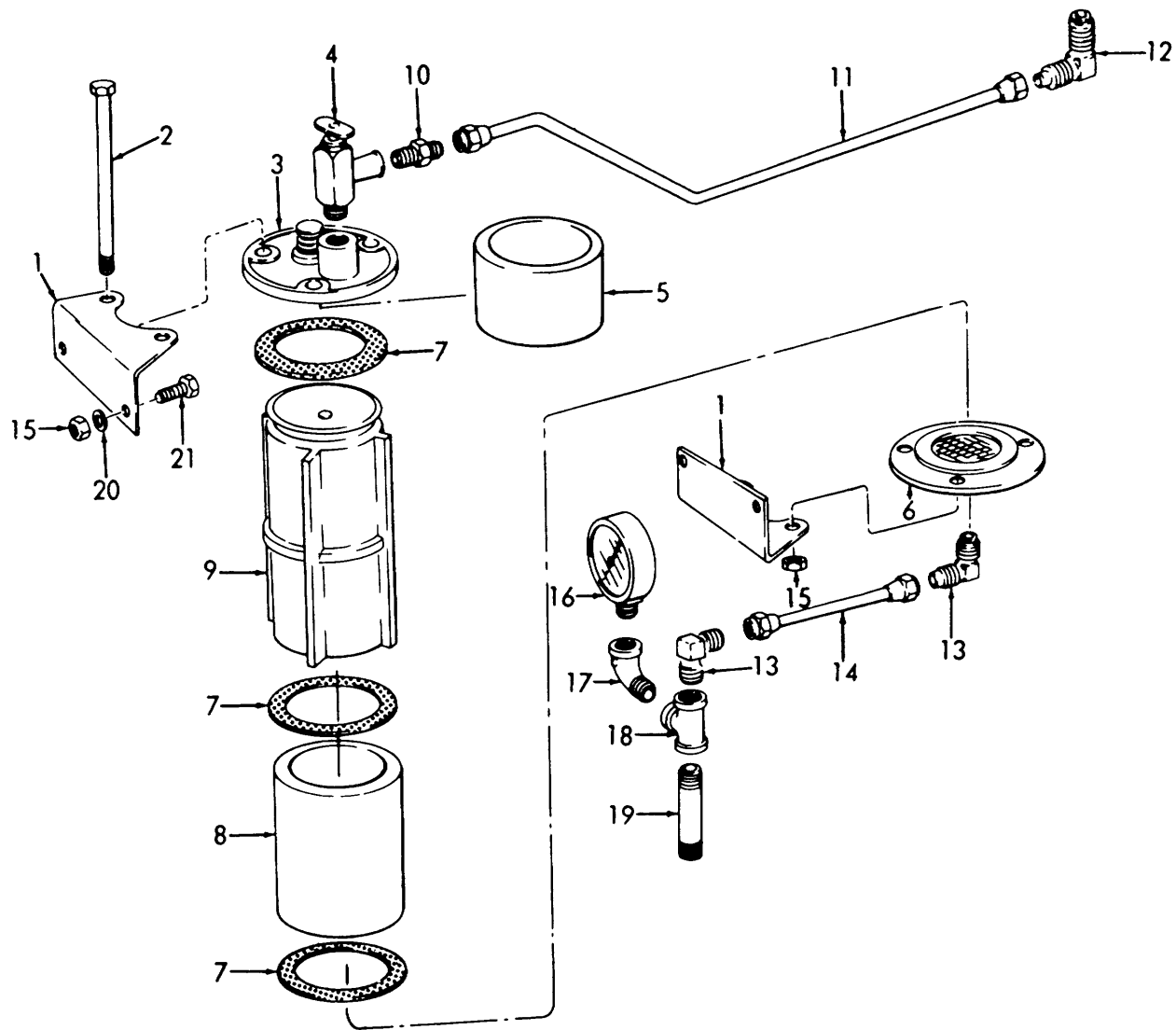
ME 4320-216-35P/38

Figure 38. Oil Pump and Pressure Switch.



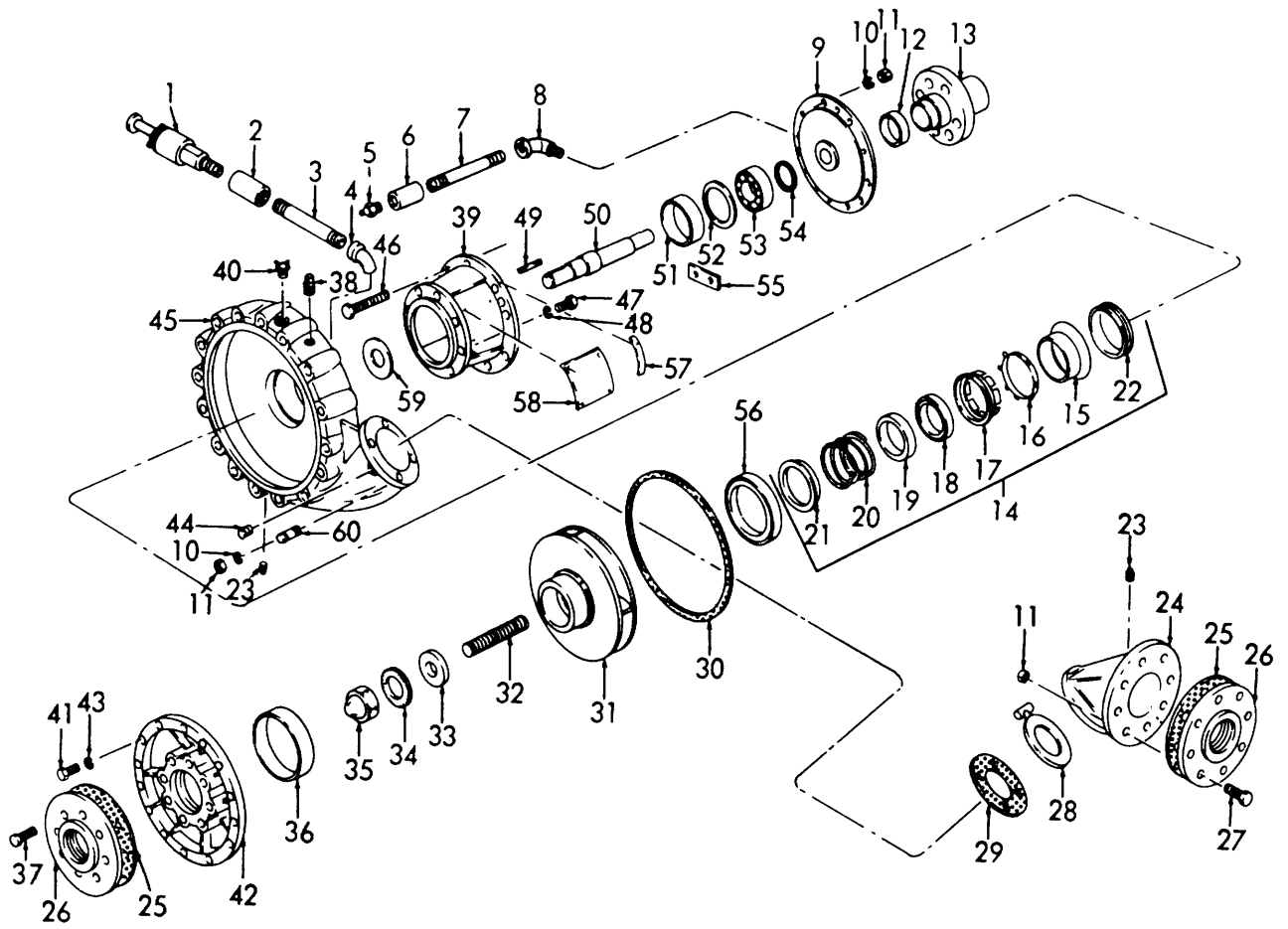
ME 4320-216-35P/39

Figure 39. Exhaust Primer.



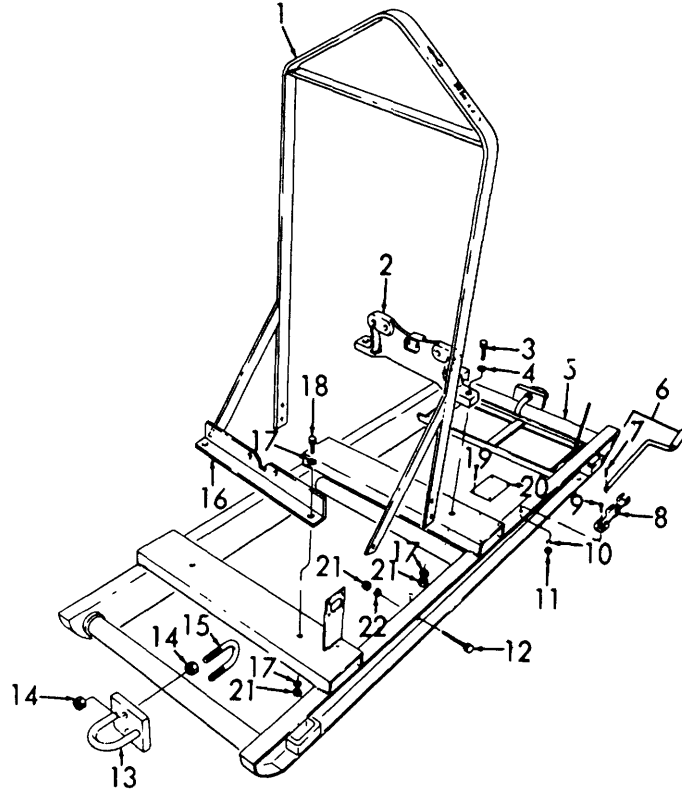
ME 4320-216-35P/40

Figure 40. Primer, Manifold.



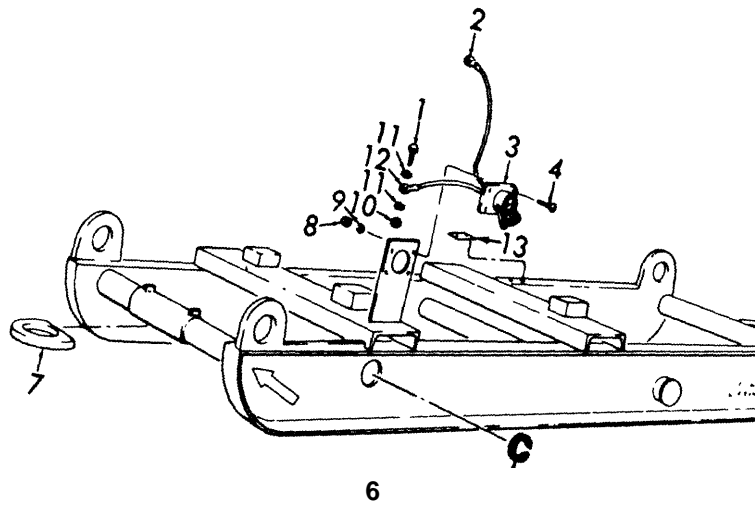
ME 4320-216-35P/41

Figure 41. Pump.



ME 4320-216-35P/42

Figure 42. Frame and Related Parts.



ME 4320-216-35P/43

Figure 43. Frame and Related Parts

**SECTION IV INDEX-FEDERAL STOCK NUMBER AND REFERENCE NUMBER
CROSS-REFERENCE TO FIGURE AND ITEM NUMBER**

STOCK NUMBER	FIG.	ITEM	STOCK NUMBER	FIG.	ITEM
2505-306-5688	29	2	2920-644-8743	3	31
2520-358-0973	41	12	2920-785-6138	17	34
2805-025-3263	35	5	2920-785-8013	18	5
2805-249-9914	33	4	2920-785-8014	18	6
2805-256-7159	29	11	2920-785-8015	18	1
2805-256-7162	36	10	2920-786-3844	18	4
2805-273-1715	36	29	2920-895-3235	18	5
2805-325-4802	35	4	2920-895-3236	18	6
2805-339-5691	30	32	2920-895-3237	18	4
2805-345-7395	29	10	2920-895-3238	18	1
2805-354-0472	36	26	2930-354-0590	26	4
2805-354-0473	36	2	2930-589-8572	26	10
2A05-374-4655	36	11	2930-677-4372	26	36
2805-374-9702	35	1	2930-710-5581	26	10
2805-374-9711	35	7	2930-747-9778	27	1
2805-374-9714	30	17	2930-757-2515	21	4
2805-374-9724	34	5	2930-785-8012	28	2
2805-374-9745	29	q	2930-895-3231	26	36
2R05-374-974h	29	8	2940-080-1790	37	15
2805-374-9755	29	17	2940-524-8904	10	19
2805-428-7412	36	1	2940-709-04L5	11	7
2805-428-7513	36	3	2940-845-9251	11	14
2805-447-6827	36	22	2940-973-9690	36	4
2805-524-8867	29	15	2990-524-8955	14	5
2805-524-8892	34	4	2990-701-2083	14	5
2805-524-8895	33	7	2990-808-8522	4	1
2805-524-8897	36	9	3030-288-3559	25	11
2805-593-8701	31	4	3110-144-8547	41	53
2805-593-8745	32	13	3120-757-2483	36	24
2805-618-0607	29	2	4320-524-8742	41	14
2R05-687-3156	32	5	4320-524-8744	41	59
2R05-705-L476	32	6	4320-524-8745	41	28
2805-706-2194	29	24	4320-898-6648	4	13
2805-706-2194	32	3	4710-871-4945	26	29
2R05-706-2195	33	8	4720-709-5987	10	3
2805-711-0419	32	4	4730-010-5422	12	8
2805-713-9812	29	12	4730-017-3124	3	19
2805-726-4820	32	10	4730-142-2582	1	30
2805-826-9384	33	5	4730-142-2582	8	22
2805-827-1019	34	7	4730-187-7594	41	6
2805-834-8374	34	3	4730-188-1875	39	10
2805-845-9242	38	1	4730-193-0869	7	28
2805-860-5357	32	11	4730-193-0869	8	7
2805-895-3239	34	4	4730-193-0871	8	3
2805-895-3240	33	7	4730-193-0871	37	23
2910-354-5031	9	4	4730-193-0879	4	12
2910-375-0141	9		4730-193-7078	7	29
2910-472-9641	12	12	4730-196-1487	38	3
2910-499-8583	9	6	4730-196-1538	41	7
2910-524-8905	7	27	4730-196-2054	4	16
2910-524-8906	7	21	4730-196-2067	7	31
2910-524-8906	8	21	4730-196-2082	7	22
2910-589-8550	12	6	4730-249-2028	4	15
2910-654-3581	12	1	4730-249-2029	38	8
2910-664-6818	3	50	4730-253-4412	40	17
2910-795-4620	23	2	4730-265-9706	40	18
2910-854-3662	7	3	4730-266-0531	38	5
2910-870-2089	8	4	4730-266-0538	40	10
2910-895-3241	12	1	4730-277-5553	38	7
2910-979-7430	12	2	4730-277-5554	37	24
2910-983-4372	7	2	4730-277-9644	7	25
2920-132-8283	3	53	4730-278-3357	30	49
2920-272-7937	3	30	4730-278-3389	41	23
2920-276-9277	20	7	4730-278-3445	37	17
2920-293-5212	18	2	4730-278-3571	8	24
2920-391-2989	17		4730-278-4323	8	19
2920-504-8819	19		4730-278-4323	12	9
2920-505-6185	18	3	4730-287-161*	8	20
2920-585-9860	21		730-28-1649	8	23
2920-640-7518	15	1	4730-289-2830	7	26

**SECTION IV INDEX-FEDERAL STOCK NUMBER AND REFERENCE NUMBER
CROSS-REFERENCE TO FIGURE AND ITEM NUMBER (Continued)**

STOCK NUMBER	FIG.	ITEM	STOCK NUMBER	FIG.	ITEM
4730-289-2830	30	39	5305-043-6747	21	29
4730-289-2830	38	6	5305-043-6750	21	40
4730-289-4124	40	13	5305-206-0005	37	6
4730-289-5935	26	13	5305-206-0012	37	18
4730-424-5862	12	10	5305-206-0012	41	47
4730-639-9676	40	12	5305-207-0912	20	8
4730-640-1051	12	3	5305-261-1954	42	3
4920-272-3345	8	6	5305-272-5306	17	33
4820-276-9040	29	26	5305-282-9833	19	4
4820-287-4267	7	23	5305-286-1931	17	29
5305-010-0739	4	5	5305-297-8055	2	4
5305-010-1750	1	15	5305-396-3323	21	43
5305-010-1976	6	5	5305-489-9242	36	17
5305-010-2597	36	21	5305-514-7460	42	18
5305-010-2735	36	27	5305-527-4194	30	18
5305-010-2881	23	5	5305-550-1310	28	21
5305-011-0500	5	1	5305-550-1310	33	1
5305-011-0500	8	25	5305-550-1310	36	19
5305-011-0502	42	9	5305-550-1311	17	41
5305-011-3955	30	30	5305-558-3012	3	21
5305-011-3955	30	30	5305-576-2328	19	53
5105-011-3958	39	16	5305-577-5462	5	12
5305-011-3963	3	25	5305-577-5462	20	19
5305-011-3963	11	8	5305-577-5462	26	20
5305-011-3964	14	7	5305-577-5462	43	1
5305-011-3989	3	15	5305-587-4253	41	37
5305-012-0628	5	1	5305-587-4253	42	12
5305-012-0628	25	10	5305-591-3288	19	25
5305-012-1832	3	26	5305-591-3435	19	52
5305-012-1832	3	26	5305-637-4037	15	7
5305-012-1832	3	26	5305-637-4037	16	4
5305-013-2688	19	47	5305-639-8116	39	15
5305-013-2776	17	28	5305-639-8118	41	42
5305-014-5368	1	19	5305-655-9664	14	9
5305-014-5368	3	13	5305-685-1344	1	12
5305-014-5368	7	11	5305-724-6761	41	27
5305-014-5368	7	11	5305-807-0500	1	19
5305-014-5368	30	2	5305-807-0500	1	19
5305-014-5368	30	2	5305-807-0500	42	19
5305-014-5368	30	2	5306-010-0120	37	1
5305-016-4676	2	10	5306-010-0125	28	9
5305-017-8935	22	5	5306-010-6324	31	2
5305-017-9791	40	21	5306-011-9405	5	5
5305-017-9797	20	10	5306-012-0834	16	8
5305-017-9797	43	4	5306-207-3811	27	7
5305-017-9835	22	5	5306-212-6331	29	23
5305-017-9835	26	17	5306-261-1848	28	13
5305-017-9839	10	8	5306-282-9639	11	9
5305-017-9839	22	13	5306-550-1209	1	3
5305-017-9841	8	1	5306-550-1209	2	9
5305-017-9841	14	11	5306-576-0537	15	5
5305-017-9843	14	12	5306-576-0537	16	2
5305-017-9845	29	32	5306-577-5458	3	56
5305-017-9845	30	35	5306-577-5458	13	1
5305-017-9848	31	17	5306-577-5459	25	7
5305-017-9896	29	22	5306-637-9344	10	17
5305-017-9933	41	46	5306-637-9344	28	17
5305-018-0118	20	22	5306-680-6004	12	5
5305-018-0123	17	35	5307-261-0446	30	41
5305-018-0147	17	38	5307-261-2638	24	4
5305-018-0173	15	8	5307-268-5748	30	36
5305-018-0173	20	5	5307-268-5757	26	40
5305-018-0173	20	5	5307-268-5758	31	6
5305-018-1356	10	20	5310-010-0214	2	15
5305-018-1400	34	9	5310-010-0308	14	13
5305-018-1632	21	3	5310-010-0308	31	15
5305-021-3616	4	10	5310-010-2634	10	13
5305-021-4796	8	16	5310-010-2634	11	11
5305-021-5466	19	54	5310-010-2634	15	16
5305-042-8696	26	26	5310-010-2634	16	10

**SECTION IV INDEX-FEDERAL STOCK NUMBER AND REFERENCE NUMBER
CROSS-REFERENCE TO FIGURE AND ITEM NUMBER (Continued)**

STOCK NUMBER	FIG.	ITEM	STOCK NUMBER	FIG.	ITEM
5310-010-2634	28	16	5310-012-0380	1	16
5310-010-2634	30	42	5310-012-0380	20	3
5310-010-2634	37	8	5310-012-0380	25	9
5310-010-2635	10	4	5310-012-0383	24	12
5310-010-2635	14	1	5310-012-1574	26	21
5310-010-2635	19	58	5310-012-1637	2	9
5310-010-2635	22	12	5310-012-1637	20	11
5310-010-2635	22	12	5310-012-1637	43	9
5310-010-2635	22	12	5310-012-1841	17	27
5310-010-2636	26	33	5310-012-2021	26	24
5310-010-2637	3	17	5310-012-4925	4	2
5310-010-2639	26	22	5310-012-5027	32	7
5310-010-2639	41	1 t	5310-013-1044	16	32
5310-010-2639	41	11	5310-013-8542	16	5
5310-010-2639	41	11	5310-017-3122	17	31
5310-010-2639	42	21	5310-017-3124	3	19
5310-010-2639	42	21	5310-017-3124	4	7
5310-010-3026	14	10	5310-017-8364	3	27
5310-010-3028	29	31	5310-017-8364	3	27
5310-010-3092	1	21	5310-017-8364	3	27
5310-010-3129	6	4	5310-017-8369	21	25
5310-010-3319	5	18	5310-017-8537	12	4
5310-010-3319	30	29	5310-017-8554	31	16
5310-010-3319	30	29	5310-017-8556	15	13
5310-010-3319	37	5	5310-017-8556	17	36
5310-010-3319	40	20	5310-017-8556	19	55
5310-010-3320	3	57	5310-017-8576	17	39
5310-010-3320	11	10	5310-017-8601	15	9
5310-010-3320	5	4	5310-017-8601	20	6
5310-010-3320	16	1	5310-017-8601	20	6
5310-010-3320	25	6	5310-017-8632	42	17
5310-010-3320	26	32	5310-022-0064	20	23
5310-010-3320	30	45	5310-022-0083	42	14
5310-010-3320	31	3	5310-043-2226	5	18
5310-010-3320	37	7	5310-043-2226	21	28
5310-010-3323	29	21	5310-044-6548	15	12
5310-010-3323	37	19	5310-045-3296	42	10
5310-010-3325	1	22	5310-050-3266	39	14
5310-010-3325	41	10	5310-050-3270	36	16
5310-010-3325	41	10	5310-087-7493	10	15
5310-010-3325	42	22	5310-087-7493	14	13
5310-010-3341	19	56	5310-087-7493	26	16
5310-010-5604	11	12	5310-087-7493	37	2
5310-010-5604	37	21	5310-167-0837	21	31
5310-010-5606	5	4	5310-171-9900	36	14
5310-010-6495	2	12	5310-176-8137	5	17
5310-010-6496	1	22	5310-176-8137	42	11
5310-010-9084	5	17	5310-176-8160	2	14
5310-010-9084	14	6	5310-187-5344	1	6
5310-010-9084	40	15	5310-194-1540	25	8
5310-010-9084	43	8	5310-197-3316	3	49
5310-011-0633	8	28	5310-209-0711	20	20
5310-011-4501	4	8	5310-209-1491	19	21
5310-011-5549	33	2	5310-227-6566	1	2
5310-011-5553	26	23	5310-227-6566	2	11
5310-011-5553	42	4	5310-227-6566	3	5
5310-011-5554	41	34	5310-227-6566	28	25
5310-012-0214	10	14	5310-261-7340	8	9
5310-012-0214	13	2	5310-261-7340	10	5
5310-012-0214	28	15	5310-261-7340	10	21
5310-012-0367	3	2	5310-261-7340	14	2
5310-012-0367	3	2	5310-261-7340	22	4
5310-012-0377	5	14	5310-261-7340	22	4
5310-012-0377	15	14	5310-261-7340	24	7
5310-012-0377	17	46	5310-261-7340	26	15
5310-012-0377	29	3	5310-261-7340	26	15
5310-012-0377	32	8	5310-261-7340	28	22
5310-012-0377	36	20	5310-261-7340	29	33
5310-012-0377	36	20	5310-261-7340	30	34
5310-012-0377	36	20	5310-261-7340	36	18

**SECTION IV INDEX-FEDERAL STOCK NUMBER AND REFERENCE NUMBER
CROSS-REFERENCE TO FIGURE AND ITEM NUMBER (Continued)**

STOCK NUMBER		FIG.	ITEM	STOCK NUMBER		FIG.	ITEM
5310-261-7340		43	11	5315-290-6228		3	44
5310-275-1706		2	13	5315-428-7515		36	7
5310-275-6800		3	37	5315-733-8610		21	23
5310-275-6800		3	37	5325-185-001		1	20
5310-297-3249		17	40	5330-171-3680		12	7
5310-297-3249		24	13	5330-171-7032		37	12
5310-428-7322		29	4	5330-187-2963		9	2
5310-428-7436		33	3	5330-290-6347		41	51
5310-514-6674		16	9	5330-298-0771		26	2
5310-543-2628		5	8	5330-298-0775		37	10
5310-543-2705		20	18	5330-344-8339		26	41
5310-543-2705		41	43	5330-354-0474		36	30
5310-559-9184		21	44	5330-524-8743		41	25
5310-582-5965		3	51	5330-599-5519		36	12
5310-582-5965		30	24	5330-618-1741		30	47
5310-582-5977		5	6	5330-676-9030		28	23
5310-584-5005		1	17	5330-851-4054		26	6
5310-584-5005		3	18	5340-200-2755		31	13
5310-584-5005		3	18	5340-200-8503		3	20
5310-584-5005		3	18	5340-374-9708		35	3
5310-584-5005		7	10	5340-506-3387		41	52
5310-584-5005		20	2	5340-739-7778		15	15
5310-584-5272		41	48	5340-870-2098		41	54
5310-627-6128		5	13	5505-018-0180		29	27
5310-637-9541		5	11	5910-127-8491		3	33
5310-637-9541		20	21	5930-895-3329		4	18
5310-637-9541		21	38	6140-057-2554		5	16
5310-655-9544		R	10	6140-524-9229		5	10
5310-655-9544		14	1	6140-524-9297		5	19
5310-655-9544		20	17	6140-524-9314		5	9
5310-655-9544		24	8	6140-895-3330		6	3
5310-655-9544		26	1	6140-961-8364		20	9
5310-655-9544		43	10	6620-524-9481		3	55
5310-809-5998		15	10	6620-585-1215		26	9
5310-976-9214		30	12	6620-814-4770		38	4
5315-010-3789		34	10	6620-816-5220		3	55
5315-012-0123		30	54	6620-845-9246		26	9
5315-012-1224		7	5	6625-252-4339		3	28
5315-012-1673		1	8	6625-961-6178		3	28
5315-013-7185		3	48	6680-730-8058		3	22
5315-013-7185		32	1	6685-248-6887		40	16
5315-014-1289		34	6	6685-524-9210		3	10
5315-017-7923		3	4	6685-814-4772		3	10
5315-058-5932		22	7	6685-841-5571		3	8
REFERENCE	MFG	FIG.	ITEM	REFERENCE	MFG	FIG.	ITEM
NO.	CODE	NO.	NO.	NO.	CODE	NO.	NO.
A177	10941	39	13	A300-1014	10941	8	12
A178	10941	39	12	A300-1050	10941	43	7
A179	10941	39	4	A300-1051	81240	7	6
A180	10941	39	2	A300-1052	81240	7	4
A182	10941	39	3	A300-687	10941	5	15
A183	10941	39	1	A300-688	10941	5	3
A186	10941	39	5	A300-735	10941	42	8
A186	10941	40	16	A300-803	10941	5	T
A187	10941	39	7	A300-808	10941	31	12
A188	10941	39	8	A300-863	10941	41	33
A189	10941	39	9	A300-865	10941	14	5
A226-62	10941	41	57	A300-872	10941	5	9
A2766	82796	19	49	A300-884	10941	42	20
A3W2238-1	10941	41	28	A300-885	10941	39	11
A3W78-1	10941	41	29	A300-887	10941	5	10
A300-1007	10941	8	18	A300-888	10941	5	19
A300-1008	10941	8	17	A300-890	10941	7	17
A300-1010	10941	8	15	A300-900	1499	41	26
A300-1011	10941	8	13	A300-901	10941	41	2
A300-1012	10941	8	14	A300-904	10941	20	16
A300-1013	10941	8	4	A300-904	10941	43	12

**SECTION IV. INDEX-FEDERAL STOCK NUMBER AND REFERENCE NUMBER
CROSS-REFERENCE TO FIGURE AND ITEM NUMBER (Continued)**

REFERENCE NO.	MFG CODE	FIG. NO.	ITEM NO.	REFERENCE NO.	MFG CODE	FIG. NO.	ITEM NO.
A300-905	10941	20	1	0300-860	10941	7	8
A300-905	10941	43	2	04WH257-11	10941	42	5
A300-907	10941	6	1	04WH257-13	10941	43	5
A300-920	10941	42	13	SIS515	11916	1	23
A300-921	10941	42	IS	EE73S	81240	12	11
A300-922	10941	2	6	E2565	82796	19	30
A300-931	10941	2	3	FIG1066	01292	41	8
A300-932	10941	3	12	FIG107I	01292	7	24
A300-933	10941	1	18	FIG109I	01292	7	20
A300-934	10941	7	15	FIG109I	01292	41	2
A300-935	10941	7	13	FIG1682	01292	20	10
A300-936	10941	7	14	FIG1969	01292	41	60
A300-937	10941	6	3	FIG2211	01292	5	6
A300-969	10941	6	7	FIG22181	01292	6	5
A300-970	81240	8	26	FIG2350	01292	41	3
6300-972	10941	7	12	FIG671	01292	5	
A300-975	10941	4	4	FIGS18	01292	43	10
A300-976	10941	4	6	FIG9819	01292	8	28
A300-977	10941	4	9	FIG9819	01292	41	11
A300-978	10941	43	13	FIG9819	01292	41	11
A300-979	10941	41	58	FIG9819	10941	42	14
A300-980	81240	40	14	FMEX4B4AI	82796	19	
A300-981	81240	40	11	FS74608BT2CI	71724	41	14
A300-983	10941	6	6	FIX123	79960	9	2
A300-986	10941	5	2	F1066	01292	41	4
A00-987	10941	6	2	FIIOX9	79960	9	5
A33-971	81240	8	29	F2X3T3	79960	9	3
a4WHS128-I	10941	41	49	F25X12	79960	9	6
A4WHS226-2	10941	30	3	F299X3	79960	9	
A4WHS81-I	10941	41	56	F4616	72850	21	7
A4WHS94-1	10941	41	35	FX109	79960	9	t
A5223	77260	23	11	F8X4	79960	9	4
653371	18265	10	10	GM100750	81240	1	15
A59318	82796	19	27	GM102396	81240	36	17
AS950A	82796	19	5	GM102634	81240	2	14
A6032A	82796	19	10	GM102635	81240	14	1
A6182	77260	23	10	GM102635	81240	24	8
A6183	77260	23	9	GM102635	81240	32	8
AT99X	82796	19	16	GM102635	81240	36	20
A800A	82796	19	15	GM102635	81240	36	20
P1232	21387	19	11	GN102635	81240	36	20
B1355X	21387	19	38	GN102735	81240	36	27
814980	82796	19	48	GM103030	81240	26	24
B2474EX	21387	19	9	GM103092	81240	1	21
8300-891	10941	42	1	GM103319	81240	1	16
85969	82796	19	33	GM103319	81240	20	3
86120	21387	19	23	GM103319	81240	25	9
R66-14	81240	8	2	GM103320	81240	2	15
89838	21387	19	7	GM103320	81240	10	14
C2477	21387	19	24	GM103320	81240	13	2
C3WH19381	10941	41	11	GM103320	81240	25	6
C3WH193B1	10941	41	41	GM103320	81240	28	10
C3WH3FI	10941	41	39	GM103320	81240	28	IS
C3WH4C1	10941	41	45	GM103321	81240	10	21
C300-861	10941	7	7	GM103321	81240	14	2
C5949	82796	19	19	GM103321	81240	22	4
C60328	82796	19	45	GM103321	81240	22	4
C64-10	81240	8	11	GM103321	81240	24	7
052	81240	8	6	GM103321	81240	26	15
OS2	10941	41	40	GM103321	81240	26	15
D1182	82796	19	8	GM103321	81240	28	22
D2000-107PP	71724	41	21	GM103321	81240	29	33
02000-110	71724	41	22	GM103322	81240	24	12
02000-190PP	71724	41	17	GM103323	81240	29	21
02000-352	71724	41	15	GM103325	81240	26	21
D2000-363	71724	41	18	GM103339	81240	25	8
02000-56TL	71724	41	16	GM103340	81240	1	2
02458	82796	19	14	GM103340	81240	2	11
03WH10-1	10941	41	31	GM103340	81240	3	5
D3W265E-1	10941	41	24	GM103340	81240	28	25

**SECTION IV. INDEX-FEDERAL STOCK NUMBER AND REFERENCE NUMBER
CROSS-REFERENCE TO FIGURE AND ITEM NUMBER (Continued)**

REFERENCE NO.	MFG CODE	FIG. NO.	ITEM NO.	REFERENCE NO.	MFG CODE	FIG. NO.	ITEM NO.
GM103343	81240	3	49	GM271564	81240	26	26
GM103373	81240	3	44	GM444732	81240	24	10
GM10t385	81240	3	48	GM444740	81240	30	40
GM103385	81240	32	1	GM444794	81240	8	8
GM103386	81240	30	54	GM444794	81240	29	28
GM103647	81240	29	26	GM9409049	81240	34	9
GM103877	81240	26	39	G1G1O87C	01292	41	38
GM103879	81240	26	28	GIG1669	01292	41	47
GM103905	81240	36	28	GIG2Z13	01292	41	43
GM103906	81240	33	6	G102634	81240	28	16
GM105422	81240	4	17	G13028	77260	23	8
GM105478	81240	26	11	G2457AX	82796	19	41
GM105480	81240	26	35	G2788	82796	19	34
GM105481	81240	10	2	H2514	82796	19	39
GM105481	81240	11	15	JW2480	82796	19	1
GM105481	81240	26	8	J13990	18163	26	9
GM105482	81240	10	18	K2498	82796	19	20
GM105482	81240	11	13	K2570	21387	19	26
GM106263	81240	1	6	LSI-2000-11	71724	41	59
GM106496	81240	1	22	MILC13993	81336	43	3
GM106751	81240	34	11	M5101979	73370	37	14
GM109084	81240	1	17	MS513808-1	96906	17	12
GM109084	81240	3	18	MS13814-1	96906	17	10
GM109084	81240	3	18	MS13815-1	96906	17	4
GM109084	81240	3	18	MS13816-1	96906	17	5
GM109084	81240	20	2	MS13817-1	96906	17	6
GM113955	81240	30	25	M513818-1	96906	17	3
GM113956	81240	1	12	M5S13819-1	96906	17	19
GM113989	81240	3	15	MS13820-1	96906	17	11
GM114492	81240	3	2	MS13822-1	96906	17	14
GM114492	81240	3	2	MS13823-1	96906	17	
GM114494	81240	32	7	MS13956-1	96906	35	1
GM114507	81240	21	44	MS13962-2	96906	35	3
GM114630	81240	30	52	MS13965-1	96906	30	17
GM114631	81240	30	53	MS13977-1	96906	34	5
GM114640	8124	30	31	MS13996-3	96906	35	2
GM115549	81240	33	2	MS139971	96906	29	9
GM115553	81240	26	23	MS13998-1	96906	29	8
GM118749	81240	7	18	MS24532	96906	3	28
GM119932	81240	28	19	MS24537-1	96906	3	8
GM120063	81240	28	18	MS24538-1	96906	38	4
GM120372	81240	37	8	MS24541	96906	3	55
GM120428	81240	36	12	MS24543	96906	3	10
GM120622	81240	3	37	MS35224-61	96906	17	30
GM120622	81240	3	37	MS35345-1	96906	37	15
GM131200	81240	37	7	MS35347-1	96906	37	12
GM13955	81240	25	10	MS35690-602	96906	5	8
GM141405	81240	1	8	MS35875	96906	11	1
GM172455	81240	1	3	MI-673363	74400	4	14
GM172600	81240	30	1	NFT177	14655	19	51
GM178939	81240	28	21	N00	90655	41	1
GM179793	81240	20	8	N5957	21387	19	29
GM1798L6	81240	2	9	P10-1360	18265	11	5
GM179818	81240	3	56	P17703	18265	11	4
GM179818	81240	13	1	P2706	18265	10	11
GM179821	81240	28	12	P7717	18265	10	12
GM179822	81240	25	7	Q5039X	82796	19	36
GM179826	81240	28	17	Q5952	82796	19	6
GM179835	81240	22	5	RE580A	81240	36	22
GM179835	81240	22	5	RT924	81240	2	7
GM179839	81240	33	1	R6030A	82796	19	46
GM179839	81240	36	19	SBS-70	81336	2	5
GM179841	81240	14	11	SB5-70	81336	2	5
GM179845	81240	30	35	SR21	03749	3	10
GM179885	81240	30	18	51-96	18265	29	2
GM179888	81240	29	27	S2563	82796	19	31
GM179896	81240	29	22	S2563C25	82796	19	28
GM181356	81240	10	20	TM2339	81240	20	9
GM187394	81240	3	40	TM3134	81240	1	14
GM189421	81240	37	1	TM3135	81240	1	10

**SECTION IV. INDEX-FEDERAL STOCK NUMBER AND REFERENCE NUMBER
CROSS-REFERENCE TO FIGURE AND ITEM NUMBER (Continued)**

REFERENCE NO.	MFG CODE	FIG. NO.	ITEM NO.	REFERENCE NO.	MFG CODE	FIG. NO.	ITEM NO.
TM3138	81240	26	19	10A16083	81240	3	11
TSX713	96152	12	1	10A16084	81240	3	36
TSX797	96152	12	1	10A16085	81240	3	22
TS2E	11916	5	2	10A16092	81240	17	45
TS4C	99203	7	16	10A16097	81240	17	37
TYPEU	45722	1	19	10A16099	81240	17	42
TYPEU	45722	1	19	IOA1610C	81240	17	43
TYPEU	45722	42	19	10A16110	81240	3	29
TZ2425	82796	19	44	10A16111	81240	15	11
T6127	76700	14	5	10A16422	81240	25	11
W48X8	79470	39	6	10A16431	81240	26	36
W68X3	79470	3	39	10A16432	81240	26	10
XEDI6	11583	18	2	10A16433	81240	26	14
X1674-1	18265	10	7	10A16447	81240	20	4
X1674-1	18265	11	2	10A16587	81240	3	3
X2430C	21387	19	17	10A16836	81240	31	7
X2765X	82796	19	37	10A16840	81240	31	4
X2971	77260	23	6	10A16842	81240	31	5
X3201	77260	23	7	10A16854	81240	41	9
X4631	82796	19	2	10A16857	81240	41	50
X6066	14351	30	4	O10A16858	81240	41	54
Z2514	82796	19	40	10A16860	81240	41	51
031-494-00	71468	20	15	10A16864	81240	42	16
1CA16859	81240	41	12	10A16866	81240	7	1
1A0110007	81240	29	25	10A16883	81240	34	4
10A10040	81240	30	14	10A16884	81240	3	52
10A10045	81240	29	6	10A16966	81240	25	3
10A10202	81240	30	37	10A16966	81240	41	55
10A10334	81240	22	9	IOA17007	81240	18	5
10A10335	81240	42	2	10A17008	81240	18	6
10A10401	81240	29	2	10A17009	81240	18	4
10A10444	81240	23	5	IOA17010	81240	18	1
10A10445	81240	23	1	10A17028	81240	16	7
10A10673	81240	1	11	10A17029	81342	15	2
10A10804	81240	29	30	10A17029	81240	16	3
10A11441	81240	19	57	10A17030	81240	16	11
OA101173	81240	36	11	10A17031	81240	37	3
10A12051	81240	30	47	10A17032	81240	11	6
IOA12588	81240	34	2	10A17033	81240	11	14
10A12596	81240	31	8	O10A1704-3	81240	4	11
10A12699	81240	30	46	10A17042	81240	3	9
10A12906	81240	28	1	10A17049	81240	26	7
10A13655	81240	28	20	10A17050	81240	2	2
10A13658	81240	30	9	10A17051	81240	4	3
10A13659	81240	34	3	10A17052	81240	2	1
10A13661	81240	34	4	10A18028	81342	15	3
10A13667	81240	29	18	10A2015	81240	30	32
10A13684	81240	29	24	10A2232	81240	26	3
10A13726	81240	35	6	10A2264	04741	26	2
10A13761	81240	20	4	10A2464	81240	3	32
10A13779	81240	24	9	10A2569	81240	3	33
10A13780	81240	30	49	10A2639	81240	3	31
10A14023	81240	3	34	10A2640	81240	3	54
10A14027	81240	29	12	10A2757	81240	26	29
10A1403	81240	15	6	10A2828	81240	3	28
10A1409	81240	3	16	10A2962	81240	4	18
0AIOA1410	81240	3	47	IOA2963	81240	4	13
10A14143	81240	33	7	10A3046	81240	28	5
10A14492	81240	36	5	10A3203	81240	30	23
10A14878	81240	3	1	10A325	81240	26	41
10A15363	81240	29	20	10A3300	81240	29	10
10A15485	81240	3	7	10A3397	81240	36	15
10A16047	81240	30	3	10A3918	81240	14	8
10A16049	81240	22	6	10A4159	81240	3	35
10A16054	81240	17	44	10A4865	81240	35	7
10A16057	81240	18	5	10A4866	81240	35	5
10A16058	81240	18	6	10A4869	81240	29	17
10A16059	81240	18	4	IOA5007	81240	26	4
10A16060	81240	18	1	10A5064	81240	37	22
10A16072	81240	25	5	10A5092	81240	17	34

**SECTION IV. INDEX-FEDERAL STOCK NUMBER AND REFERENCE NUMBER
CROSS-REFERENCE TO FIGURE AND ITEM NUMBER (Continued)**

REFERENCE NO.	MFG CODE	FIG. NO.	ITEM NO.	REFERENCE NO.	MFG CODE	FIG. NO.	ITEM NO.
10A525	81240	36	10	1067294	81240	26	10
10A5285	81240	30	7	1067302	81240	36	9
10A5747	81240	3	14	10A7313	81240	30	51
10A5915	81240	32	2	10A7447	81240	24	2
10A5916	81240	28	7	10A7454	81240	14	3
10A5929	81240	24	1	10A7474	81240	4	1
10A5935	81240	29	36	10A7484	81240	30	55
10A5936	81240	29	34	10A7520	81240	22	10
10A5937	81240	29	35	10A7523	81240	22	11
10A5946	81240	29	29	10A7524	81240	3	23
10A5956	81240	26	34	IOA7537	81240	34	7
10A5956	81240	28	23	10A7583	81240	3	41
10A65956	81240	29	13	10A7583	81240	3	41
10A5969	81240	29	14	10O7583	81240	37	20
10A6005	81240	29	5	1047695	81240	24	5
10A6006	81240	28	4	1067815	81240	26	36
10A6009	81240	29	7	10A7851	81240	11	7
10A6010	81240	30	11	10A7857	81240	10	3
10A6015	81240	30	13	10A7880	81240	27	5
IOA6016	81240	30	15	10A7891	81240	3	43
10A6018	81240	23	4	10A7892	81240	3	46
10A6020	81240	30	48	10A7894	81240	25	2
10A6033	81240	33	7	10A7895	81240	29	1
10A6039	81240	33	5	10A7896	81240	28	3
10A6264	81240	3	6	10A7902	81240	10	1
10A6317	81240	16	6	10A7931	81240	24	6
10A6350	81240	32	3	107991	81240	3	50
106351	81240	32	6	10A7992	81240	3	45
10A6376	81240	36	31	10A8006	81240	3	3
10A6378	81240	30	10	10A8007	81240	3	7
10A6378	81240	41	44	10A8041	81240	10	6
10A6380	81240	36	1	10A8042	81240	10	9
10A6381	81240	30	33	IOA8112	81240	1	1
10A6383	81240	36	13	10A8126	81240	26	27
10A6385	81240	36	8	10A8127	81240	26	37
10A6386	81240	36	14	10A8128	81240	26	25
10A6387	81240	36	30	10A8132	81240	26	6
10A6392	81240	33	3	10A8133	81240	26	5
1CA6400	81240	36	29	10A8139	81240	26	38
106401	81240	36	3	IOA8149	81240	27	4
OA6403	81240	29	16	10A8153	81240	27	8
10A6406	81240	36	7	IOA8154	81240	27	3
10A6413	81240	36	24	10A8191	81240	26	30
10A6415	81240	36	2	10A8282	81240	26	14
10A6417	81240	30	27	10A8461	81240	10	22
10A6418	81240	30	26	10A8742	81240	10	16
10A6423	81240	34	12	10A8840	81240	14	4
10A6425	81240	29	4	10A8874	81240	7	21
10A6427	81240	19	59	10A8874	81240	8	21
10A6431	81240	30	50	10A8880	81240	36	26
10A6435	81240	29	11	10A8882	81240	33	4
10A6479	81240	32	13	10A8973	81240	38	1
10A6587	81240	30	38	10A9020	81240	32	9
10A6588	81240	30	56	10A9024	81240	22	3
10A6811	81240	26	7	109025	81240	23	3
106849	81240	12	12	10A9025	81240	30	6
10A6958	81240	30	19	10A9147	81240	1	5
10A6959	81240	21	43	10A9227	81240	24	11
10A7044	81240	3	38	10A9304	81240	30	28
10A7082	81240	31	9	10A9363	81240	24	14
107183	81240	28	14	10A9488	81240	36	22
107188	81240	41	13	10A9593	81240	31	11
107201	81240	28	8	10A9593	81240	42	7
10A7202	81240	30	16	10A9603	81240	34	1
107203	81240	28	6	10A9630	81240	10	19
10A7205	81240	32	10	109689	81240	32	4
107206	81240	32	5	10A9835	81240	22	1
10A7207	81240	32	12	10A9838	81240	30	36
10A7213	81240	13	3	10A9851	81240	22	14
10A7283	81240	3	42	10A9852	81240	22	8

**SECTION IV. INDEX-FEDERAL STOCK NUMBER AND REFERENCE NUMBER
CROSS-REFERENCE TO FIGURE AND ITEM NUMBER (Continued)**

REFERENCE NO.	MFG CODE	FIG. NO.	ITEM NO.	REFERENCE NO.	MFG CODE	FIG. NO.	ITEM NO.
10A9916	81240	2	8	121832	12204	3	26
10811839	81240	38	2	121832	12204	3	26
10814490	81240	36	6	121832	12204	3	26
1086973	81240	32	11	122159	16764	21	26
1088189	81240	27	2	124545	24617	17	15
10P1846	81240	7	2	130	71724	41	20
10P1847	81240	7	3	144-624-00	71468	20	13
10P1855	81240	11	3	149	11916	7	27
10887	81240	28	2	15A12628	81240	1	7
1000	10941	40	0	15A13988	81240	24	3
1001A	10941	40	3	178364	00000	3	27
1002A	10941	40	6	178364	00000	3	27
1003	10941	40	8	178364	00000	3	27
1004	10941	40	5	179812	00000	30	44
1005	10941	40	1	179826	00000	10	17
1008A	10941	40	9	179839	00000	10	8
LOIOA	10941	40	2	179839	00000	22	13
1012	10941	40	7	179845	00000	29	32
1014	10941	40	4	1860801	32537	17	7
101976	73370	37	13	1866-8	71724	41	19
10216884	81240	3	52	1889333	16764	21	33
102634	00000	10	13	1902736	16764	21	5
102634	00000	15	16	1903427	16764	17	1
102634	00000	16	10	1904418	16764	21	34
102634	00000	28	11	1904419	16764	21	32
102635	00000	10	4	1904426	16764	21	21
102635	00000	14	1	1904428	16764	21	20
102635	00000	19	58	1904430	16764	21	16
102635	00000	22	12	1904431	16764	21	22
102635	00000	22	12	1904514	16764	17	24
102635	00000	22	12	1905937	16764	21	8
102639	00000	26	22	1905957	16764	21	6
103320	00000	3	57	1905972	16764	21	4
103320	00000	15	4	1913933	16764	21	10
103320	00000	16	1	1914243	16764	21	13
103320	00000	30	45	1914741	16764	17	25
103321	00000	10	5	1914843	16764	21	37
103321	00000	30	34	1914854	16764	21	19
103326	73370	37	11	1914952	16764	21	24
103341	00000	19	56	1914954	16764	21	42
10611	73370	37	10	1914958	16764	21	17
11A13660	81240	30	5	1915645	16764	21	15
11A13662	81240	29	19	1918043	24617	17	20
11A13727	81240	34	8	1918232	16764	21	35
IIA16070	81240	1	4	1918233	16764	21	36
11A16837	81240	31	1	1920919	16764	21	2
11A16878	81240	1	13	1923452	16764	21	1
11A16913	81240	12	2	1925077	16764	21	9
IIA17296	81240	31	10	1925415	16764	17	17
11A17297	81240	31	14	1925416	16764	17	16
11IA2245	81240	26	31	1925835	16764	17	2
IIA4144	81240	3	24	1929906	16764	21	27
11A5857	81240	29	15	1930	95879	41	5
11A6416	81240	30	20	1996041	16764	3	53
11A6954	81240	34	8	200362	16764	17	8
11A7253	81240	25	1	20296	71468	20	11
11A7890	81240	28	24	211	06386	41	53
IIA8150	81240	26	18	249-617-00	71468	20	12
11A9238	81240	25	4	2566	81240	43	6
11A9569	81240	42	6	274936	16764	17	13
11A9849	81240	22	2	274938	16764	17	21
11813663	81240	35	4	3K1	82796	19	32
1183202	81240	30	21	35P38	73370	37	4
1109949	16764	21		4H180	10941	41	36
1116477	16764	3	30	4020-26	95110	43	11
1118644	16764	15	1	432230	16764	21	12
1119751	16764	20	7	453294	16764	21	14
113955	00000	30	30	453301	24617	17	9
113955	00000	30	30	453325	16764	21	39
12A7898	81240	26	12	453460	16764	17	23

**SECTION IV. INDEX-FEDERAL STOCK NUMBER AND REFERENCE NUMBER
CROSS-REFERENCE TO FIGURE AND ITEM NUMBER (Continued)**

REFERENCE NO.	MFG CODE	FIG. NO.	ITEM NO.	REFERENCE NO.	MFG CODE	FIG. NO.	ITEM NO.
453479	16764	21	11	6S6N	21387	19	3
454007	16764	21	41	657N	82796	19	43
4607B	79396	36	4	63157	79150	23	2
48C	11916	7	19	65N23	16764	5	16
5M3127	81240	1	9	8LW3	21387	19	13
50A1008	81240	24	13	8S6D	21387	19	50
50A1041	81240	36	16	8S6G	21387	19	35
50A2041	81240	30	12	8S8D	82796	19	18
50A7390	81240	27	6	802694	16764	21	18
50A2837	81240	22	7	805	75167	33	8
50A2843	81240	36	23	809062	16764	17	26
50A824	81240	30	22	811601	16764	21	30
50FH7	73475	26	9	833	81240	8	27
5000-393	79136	41	52	8715	73370	37	16
5012832	81240	36	25	90N	10941	39	
5590037	70040	12	7	900529	16764	17	22
5623454	70040	12	6	9008	73370	37	9
573	46529	27	1	9409055	81240	30	8
6LW1	82796	19	42	954753	16764	17	18
6N1	10613	19	12	990-012-68	71468	20	14

PARTS NOT ILLUSTRATED

STOCK NUMBER	PAGE NO	STOCK NUMBER	PAGE NO
2805-256-7162	51	4730-253-4412	53
2805-374-4655	51	4730-278-3389	57
2805-388-6650	47	5305-017-9845	42
2805-524-8894	51	5306-010-0125	37
2805-627-2319	40	5306-261-1848	37
2805-627-2321	40	5310-010-3325	57
2805-757-2507	41	5310-012-1841	19
2910-589-8543	15	5310-050-3266	53
2910-854-3662	9	5310-050-3270	52
2910-870-2089	11	5310-171-9900	52
2920-536-5413	20	5310-205-9982	52
2920-536-5422	29	5310-261-7340	42
2920-R15-6565	24	5315-428-7515	51
2920-841-1890	21	5330-599-5519	52
2930-589-8552	37	5330-834-2912	21
2990-710-9261	31	6685-248-6887	53
4320-524-8740	56	6810-249-9354	9

REFERENCE NO	MFG CODE	PAGE NO	REFERENCE NO	MFG CODE	PAGE NO
A181	10941	53	10A14027	81240	41
A184	10941	53	10A3046	81240	37
A186	10941	53	10A3397	81240	52
A300-1013	10941	11	10A3477	81240	9
A300-886	10941	56	10A525	81240	51
A5215	77260	31	10A5285	81240	43
GM102396	81240	52	10A5916	81240	37
GM103320	81240	37	10A6006	81240	37
GM120428	81240	52	10A6380	81240	41
GM179845	81240	42	10A6381	81240	42
KIT82796-23	81336	24	10A6383	81240	52
MS13956-2	96906	47	10A6385	81240	51
MS13956-3	96906	59	10A6386	81240	52
MS13965-1	96906	43	10A6403	81240	39
M513996-3	96906	47	10A6403	81240	41
MS13996-3	96906	59	10A6406	81240	51
MS35341-1	96906	50	10A6587	81240	42
MS51089-2	96906	21	10A7183	81240	37
RSMS13956-1	81336	47	10A7201	81240	37
RSMS13956-2	81336	48	10A7203	81240	37
RSMS13956-3	81336	48	10A7302	81240	51
ZNOR	01493	8	10A7896	81240	37
ZPOR	01493	8	10OR972	81240	40
10-1847	81240	9	10OR973	81240	40
10A1173	81240	51	102634	00000	37
10A13684	81240	39	103321	00000	42
10A13684	81240	41	104986	81240	37
10A14027	81240	38	11A5857A	81240	41

**SECTION IV. INDEX-FEDERAL STOCK NUMBER AND REFERENCE NUMBER
CROSS-REFERENCE TO FIGURE AND ITEM NUMBER (Continued)**

REFERENCE NO	MFG CODE	PAGE NO	REFERENCE NO	MFG CODE	PAGE NO
11A6416	81240	43	1939201	16764	29
12A16070	81240	47	274937	16764	19
14R211	81240	38	4WH1SPE	10941	56
14R27	81240	38	453698	16764	19
16-654	96152	15	455154	24617	18
179821	00000	37	455341	16764	19
1906941	16764	20	50A1041	81240	52

By Order of the Secretary of the Army:

Official:

W. C. WESTMORELAND,
General, United States Army,
Chief of Staff.

KENNETH G. WICKHAM,
Major General, United States Army,
The Adjutant General.

Distribution:

To be distributed in accordance with DA Form 12-25, Section I (qty rqr block no. 243) Direct and General Support Maintenance requirements for Pumps, Centrifugal, Fresh Water.

RECOMMENDED CHANGES TO EQUIPMENT TECHNICAL PUBLICATIONS



THEN... JOT DOWN THE DOPE ABOUT IT ON THIS FORM, CAREFULLY TEAR IT OUT, FOLD IT AND DROP IT IN THE MAIL!

SOMETHING WRONG WITH THIS PUBLICATION?

FROM: (PRINT YOUR UNIT'S COMPLETE ADDRESS)

DATE SENT

PUBLICATION NUMBER

PUBLICATION DATE

PUBLICATION TITLE

BE EXACT... PIN-POINT WHERE IT IS

PAGE NO.

PARA-GRAPH

FIGURE NO.

TABLE NO.

IN THIS SPACE TELL WHAT IS WRONG AND WHAT SHOULD BE DONE ABOUT IT:

TEAR ALONG PERFORATED LINE

PRINTED NAME, GRADE OR TITLE, AND TELEPHONE NUMBER

SIGN HERE:

DA FORM 2028-2
1 JUL 79

PREVIOUS EDITIONS ARE OBSOLETE.

P.S.—IF YOUR OUTFIT WANTS TO KNOW ABOUT YOUR RECOMMENDATION MAKE A CARBON COPY OF THIS AND GIVE IT TO YOUR HEADQUARTERS.

PIN: 026879-000